

Draft FY2008 - 2012 Transportation Improvement Program

Northern Ada County : Detailed Project List

8th Street School Sidewalks

Key # : 10489

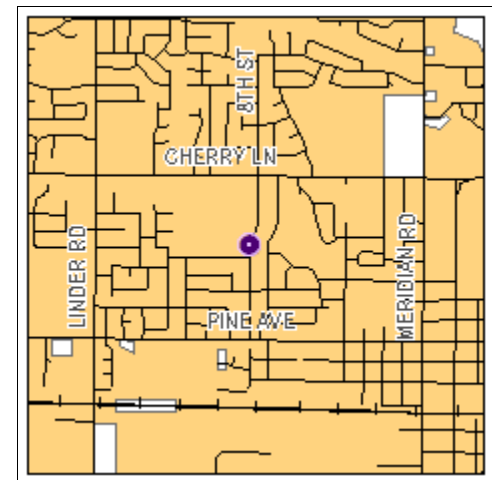
To construct new seven (7) foot wide sidewalks on the east and west side of West 8th Street. Connect an existing pedestrian pathway to the new sidewalk. Install cross-walk with in-pavement flashers at the Meridian Middle School at a safe location that connects with the new sidewalk and pedestrian pathway. Install Americans with Disabilities Act (ADA) compliant curb ramps at the Cherry Lane intersection and other locations where necessary.

Project Year: 2010
Previous Expenditures: \$77,000
Local Match: 6.01%
Local Share: \$13,162
Federal Share: \$205,838
Total Project Cost: \$219,000

Requesting Agency ACHD

Funding Source: STP-E

	2008	2009	2010	2011	2012	PD
Preliminary Engineering (PE)	\$0	\$0	\$0	\$0	\$0	\$0
Preliminary Engineering Consulting (PC)	\$0	\$0	\$0	\$0	\$0	\$0
Right-of-Way (RW)	\$0	\$8,000	\$0	\$0	\$0	\$0
Utilities (UT)	\$0	\$0	\$0	\$0	\$0	\$0
Construction Engineering (CE)	\$0	\$0	\$25,000	\$0	\$0	\$0
Construction (CN)	\$0	\$0	\$186,000	\$0	\$0	\$0
Yearly Project Cost*	\$0	\$8,000	\$211,000	\$0	\$0	\$0



Allumbaugh Street Railroad Crossing, Boise

Railroad gate and signal

Key # : 10000

Project Year: 2008

Previous Expenditures: \$0

Local Match: 0.00%

Local Share: \$0

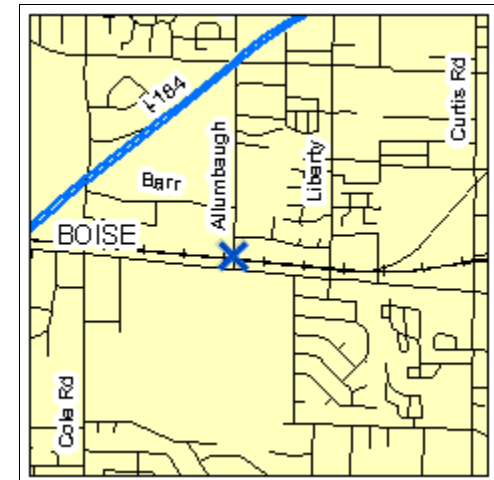
Federal Share: \$280,000

Total Project Cost: \$280,000

Requesting Agency ITD

Funding Source: Safety - SAFETEA-LU Rail

	2008	2009	2010	2011	2012	PD
Preliminary Engineering (PE)	\$0	\$0	\$0	\$0	\$0	\$0
Preliminary Engineering Consulting (PC)	\$0	\$0	\$0	\$0	\$0	\$0
Right-of-Way (RW)	\$0	\$0	\$0	\$0	\$0	\$0
Utilities (UT)	\$0	\$0	\$0	\$0	\$0	\$0
Construction Engineering (CE)	\$0	\$0	\$0	\$0	\$0	\$0
Construction (CN)	\$280,000	\$0	\$0	\$0	\$0	\$0
Yearly Project Cost*	\$280,000	\$0	\$0	\$0	\$0	\$0



Broadway Avenue, Rossie Street to Ridenbaugh Canal

Rehabilitation from mile 50.429 to mile 51.96.

Key # : 09812

Project Year: 2008
Previous Expenditures: \$119,000
Local Match: 7.34%
Local Share: \$131,386
Federal Share: \$1,658,614
Total Project Cost: \$1,790,000

Requesting Agency ITD

Funding Source: Restoration

	2008	2009	2010	2011	2012	PD
Preliminary Engineering (PE)	\$0	\$0	\$0	\$0	\$0	\$0
Preliminary Engineering Consulting (PC)	\$0	\$0	\$0	\$0	\$0	\$0
Right-of-Way (RW)	\$0	\$0	\$0	\$0	\$0	\$0
Utilities (UT)	\$0	\$0	\$0	\$0	\$0	\$0
Construction Engineering (CE)	\$240,000	\$0	\$0	\$0	\$0	\$0
Construction (CN)	\$1,550,000	\$0	\$0	\$0	\$0	\$0
Yearly Project Cost*	\$1,790,000	\$0	\$0	\$0	\$0	\$0



Cloverdale Road Railroad Crossing, near Kuna

Railroad gate and signal. Non-Participating funding portion.

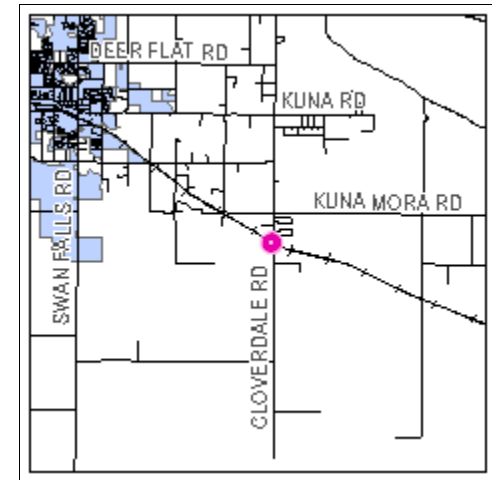
Key # : 09998

Project Year: 2008
Previous Expenditures: \$5,000
Local Match: 100.00%
Local Share: \$25,000
Federal Share: \$0
Total Project Cost: \$25,000

Requesting Agency UPRR

Funding Source: Non-Participating

	2008	2009	2010	2011	2012	PD
Preliminary Engineering (PE)	\$0	\$0	\$0	\$0	\$0	\$0
Preliminary Engineering Consulting (PC)	\$0	\$0	\$0	\$0	\$0	\$0
Right-of-Way (RW)	\$0	\$0	\$0	\$0	\$0	\$0
Utilities (UT)	\$0	\$0	\$0	\$0	\$0	\$0
Construction Engineering (CE)	\$0	\$0	\$0	\$0	\$0	\$0
Construction (CN)	\$25,000	\$0	\$0	\$0	\$0	\$0
Yearly Project Cost*	\$25,000	\$0	\$0	\$0	\$0	\$0



Cloverdale Road Railroad Crossing, near Kuna

Railroad gate and signal. STP-Safety funding portion.

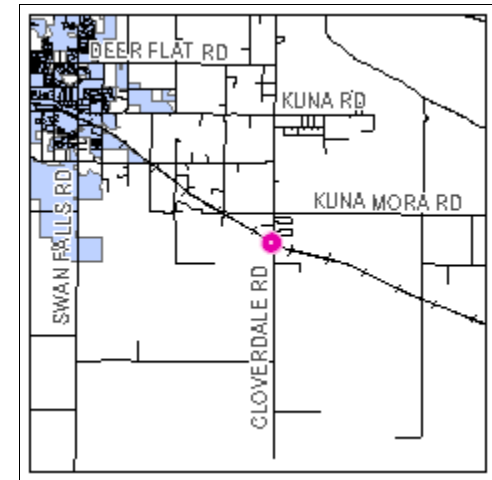
Key # : 09998

Project Year: 2008
Previous Expenditures: \$5,000
Local Match: 0.00%
Local Share: \$0
Federal Share: \$240,000
Total Project Cost: \$240,000

Requesting Agency ITD

Funding Source: Safety - SAFETEA-LU Rail

	2008	2009	2010	2011	2012	PD
Preliminary Engineering (PE)	\$0	\$0	\$0	\$0	\$0	\$0
Preliminary Engineering Consulting (PC)	\$0	\$0	\$0	\$0	\$0	\$0
Right-of-Way (RW)	\$0	\$0	\$0	\$0	\$0	\$0
Utilities (UT)	\$0	\$0	\$0	\$0	\$0	\$0
Construction Engineering (CE)	\$0	\$0	\$0	\$0	\$0	\$0
Construction (CN)	\$240,000	\$0	\$0	\$0	\$0	\$0
Yearly Project Cost*	\$240,000	\$0	\$0	\$0	\$0	\$0



Eagle Road Underpass Pathway

Key # : 09758

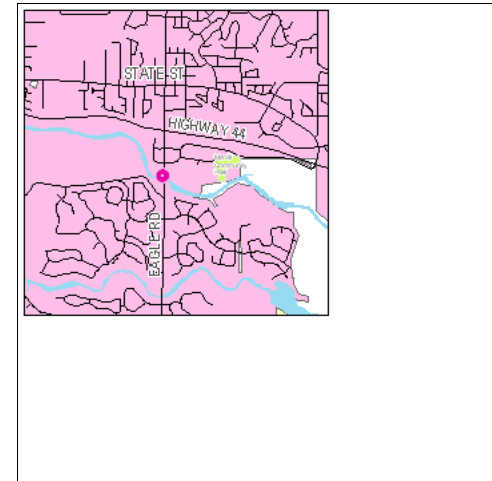
Construct an underpass pathway under Eagle Road. This project includes underpass lighting, landscaping, and railing.

Project Year: 2008
Previous Expenditures: \$110,000
Local Match: 22.72%
Local Share: \$121,098
Federal Share: \$411,902
Total Project Cost: \$533,000

Requesting Agency City of Eagle

Funding Source: STP-E

	2008	2009	2010	2011	2012	PD
Preliminary Engineering (PE)	\$0	\$0	\$0	\$0	\$0	\$0
Preliminary Engineering Consulting (PC)	\$0	\$0	\$0	\$0	\$0	\$0
Right-of-Way (RW)	\$0	\$0	\$0	\$0	\$0	\$0
Utilities (UT)	\$0	\$0	\$0	\$0	\$0	\$0
Construction Engineering (CE)	\$64,000	\$0	\$0	\$0	\$0	\$0
Construction (CN)	\$469,000	\$0	\$0	\$0	\$0	\$0
Yearly Project Cost*	\$533,000	\$0	\$0	\$0	\$0	\$0



Eagle Road, Automated Traffic Monitoring System (ATMS)

Safety improvements.

Key # : 10523

Project Year: 2008

Previous Expenditures: \$0

Local Match: 7.34%

Local Share: \$137,992

Federal Share: \$1,742,008

Total Project Cost: \$1,880,000

Requesting Agency ITD

Funding Source: Restoration

	2008	2009	2010	2011	2012	PD
Preliminary Engineering (PE)	\$0	\$0	\$0	\$0	\$0	\$0
Preliminary Engineering Consulting (PC)	\$0	\$0	\$0	\$0	\$0	\$0
Right-of-Way (RW)	\$0	\$0	\$0	\$0	\$0	\$0
Utilities (UT)	\$0	\$0	\$0	\$0	\$0	\$0
Construction Engineering (CE)	\$240,000	\$0	\$0	\$0	\$0	\$0
Construction (CN)	\$1,640,000	\$0	\$0	\$0	\$0	\$0
Yearly Project Cost*	\$1,880,000	\$0	\$0	\$0	\$0	\$0



**Eagle Rd, Automated
Traffic Monitoring
System (ATMS)**

Eagle Road, I-84 to River Valley Street

This project will add a third lane in each direction from I-84 to River Valley Street, as well as operational improvements throughout the corridor.

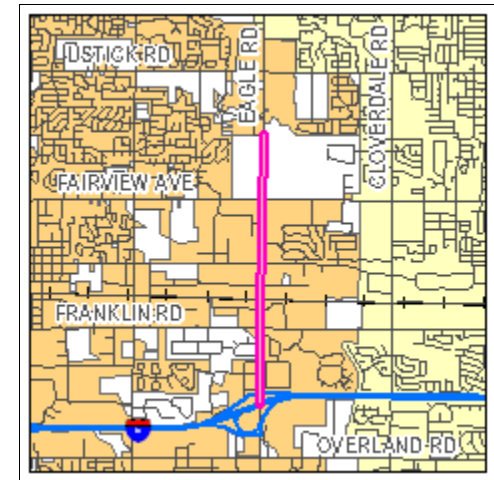
Key # : NEW

Project Year: 2008
Previous Expenditures: \$0
Local Match: 100.00%
Local Share: \$15,000,000
Federal Share: \$0
Total Project Cost: \$15,000,000

Requesting Agency City of Meridian

Funding Source: Non-Participating

	2008	2009	2010	2011	2012	PD
Preliminary Engineering (PE)	\$0	\$0	\$0	\$0	\$0	\$0
Preliminary Engineering Consulting (PC)	\$0	\$0	\$0	\$0	\$0	\$0
Right-of-Way (RW)	\$0	\$0	\$0	\$0	\$0	\$0
Utilities (UT)	\$0	\$0	\$0	\$0	\$0	\$0
Construction Engineering (CE)	\$0	\$0	\$0	\$0	\$0	\$0
Construction (CN)	\$15,000,000	\$0	\$0	\$0	\$0	\$0
Yearly Project Cost*	\$15,000,000	\$0	\$0	\$0	\$0	\$0



Eagle Road, Victory Road to Ridenbaugh Canal

Key # : RD203-07

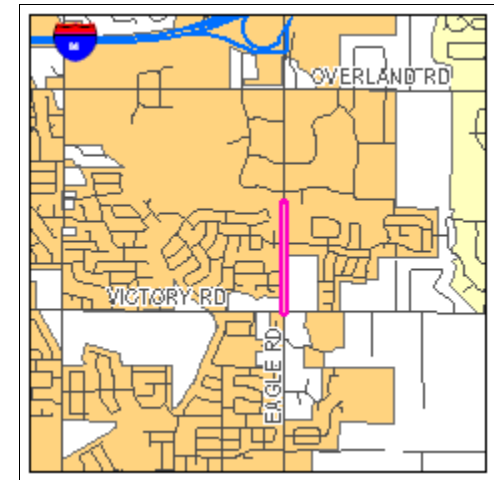
Widen roadway from two (2) to five (5) lanes, including curb, gutter, sidewalks, and bike lanes. Acquire 96 feet of right-of-way. Includes signals at Easy Jet Road and Eagle Road and bridge number 248 over the Ridenbaugh Canal.

Project Year: 2008
 Previous Expenditures: \$0
 Local Match: 100.00%
 Local Share: \$2,708,000
 Federal Share: \$0
 Total Project Cost: \$2,708,000

Requesting Agency ACHD

Funding Source: Local

	2008	2009	2010	2011	2012	PD
Preliminary Engineering (PE)	\$0	\$0	\$0	\$0	\$0	\$0
Preliminary Engineering Consulting (PC)	\$0	\$0	\$0	\$0	\$0	\$0
Right-of-Way (RW)	\$0	\$0	\$0	\$0	\$0	\$0
Utilities (UT)	\$20,000	\$0	\$0	\$0	\$0	\$0
Construction Engineering (CE)	\$53,000	\$0	\$0	\$0	\$0	\$0
Construction (CN)	\$2,635,000	\$0	\$0	\$0	\$0	\$0
Yearly Project Cost*	\$2,708,000	\$0	\$0	\$0	\$0	\$0



Fairview Avenue Pavement Rehabilitation #2 (Cole/Milwaukee)

Key # : RD200-02b

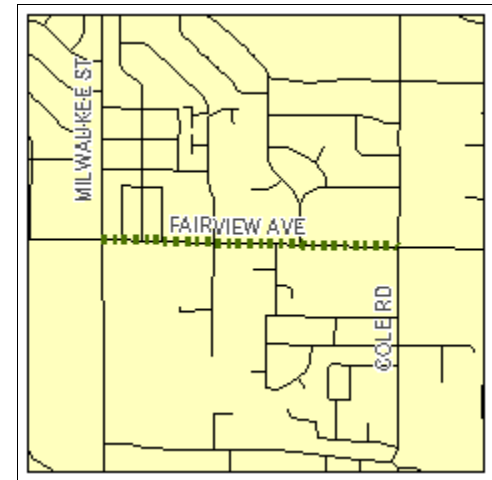
Pavement rehabilitation project may be completed with the Fairview/Cole intersection, which is scheduled in preliminary development. Subject to further scoping. Construction, totaling \$4,404,000, is currently unfunded.

Project Year: UF
 Previous Expenditures: \$0
 Local Match: 100.00%
 Local Share: \$4,456,000
 Federal Share: \$0
 Total Project Cost: \$4,456,000

Requesting Agency ACHD

Funding Source: Local

	2008	2009	2010	2011	2012	PD
Preliminary Engineering (PE)	\$0	\$0	\$0	\$0	\$0	\$0
Preliminary Engineering Consulting (PC)	\$0	\$0	\$0	\$0	\$0	\$0
Right-of-Way (RW)	\$0	\$0	\$0	\$0	\$0	\$52,000
Utilities (UT)	\$0	\$0	\$0	\$0	\$0	\$0
Construction Engineering (CE)	\$0	\$0	\$0	\$0	\$0	\$0
Construction (CN)	\$0	\$0	\$0	\$0	\$0	\$0
Yearly Project Cost*	\$0	\$0	\$0	\$0	\$0	\$52,000



Fairview Avenue, Cloverdale Road to Five Mile Road

Key # : RC0127

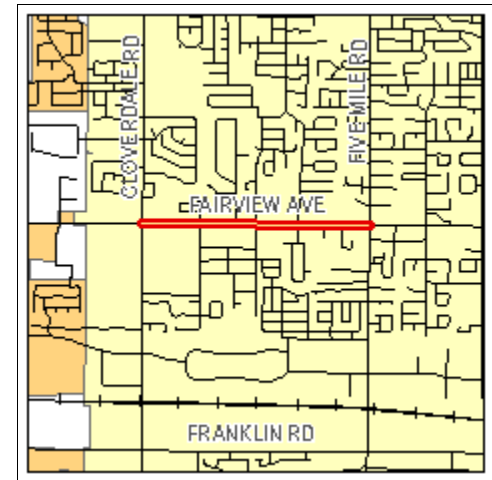
Widen roadway from five (5) to seven (7) lanes and complete curb, gutter, and sidewalk system. Project included as part of Fairview Avenue Concept Design (Linder Road to Orchard Road).

Project Year: PD
 Previous Expenditures: \$0
 Local Match: 100.00%
 Local Share: \$6,932,000
 Federal Share: \$0
 Total Project Cost: \$6,932,000

Requesting Agency ACHD

Funding Source: Local

	2008	2009	2010	2011	2012	PD
Preliminary Engineering (PE)	\$0	\$0	\$0	\$0	\$0	\$0
Preliminary Engineering Consulting (PC)	\$0	\$0	\$400,000	\$0	\$0	\$0
Right-of-Way (RW)	\$0	\$0	\$0	\$350,000	\$350,000	\$0
Utilities (UT)	\$0	\$0	\$0	\$0	\$0	\$0
Construction Engineering (CE)	\$0	\$0	\$0	\$0	\$0	\$96,000
Construction (CN)	\$0	\$0	\$0	\$0	\$0	\$5,736,000
Yearly Project Cost*	\$0	\$0	\$400,000	\$350,000	\$350,000	\$5,832,000



Fairview Avenue, Eagle Road (SH 55) to Cloverdale Road

Key # : RC0130

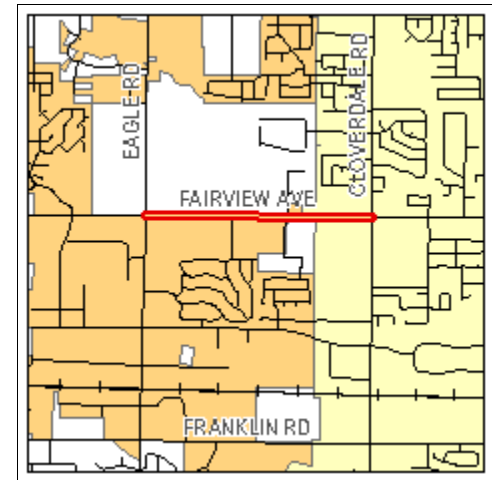
Widen roadway from five (5) to seven (7) lanes and complete curb, gutter, and sidewalk system. Project included as part of Fairview Avenue Concept Design (Linder Road to Orchard Road).

Project Year: PD
 Previous Expenditures: \$0
 Local Match: 100.00%
 Local Share: \$6,632,000
 Federal Share: \$0
 Total Project Cost: \$6,632,000

Requesting Agency ACHD

Funding Source: Local

	2008	2009	2010	2011	2012	PD
Preliminary Engineering (PE)	\$0	\$0	\$0	\$0	\$0	\$0
Preliminary Engineering Consulting (PC)	\$0	\$0	\$400,000	\$0	\$0	\$0
Right-of-Way (RW)	\$0	\$0	\$0	\$264,000	\$136,000	\$0
Utilities (UT)	\$0	\$0	\$0	\$0	\$0	\$0
Construction Engineering (CE)	\$0	\$0	\$0	\$0	\$0	\$96,000
Construction (CN)	\$0	\$0	\$0	\$0	\$0	\$5,736,000
Yearly Project Cost*	\$0	\$0	\$400,000	\$264,000	\$136,000	\$5,832,000



Fairview Avenue, Five Mile Road to Maple Grove Road

Key # : RC0131

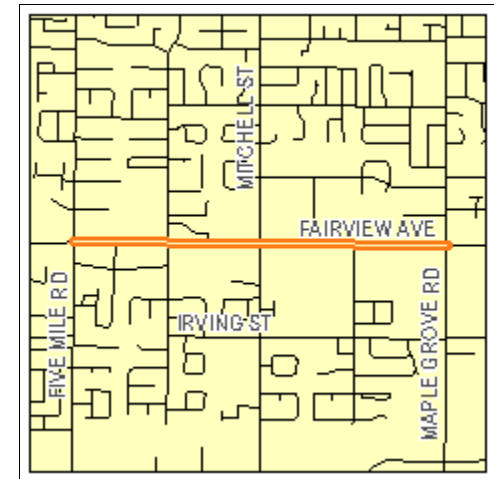
Widen roadway from five (5) to seven (7) lanes and complete curb, gutter, and sidewalk system. Project included as part of Fairview Avenue Concept Design (Linder Road to Orchard Road).

Project Year: 2011
 Previous Expenditures: \$0
 Local Match: 100.00%
 Local Share: \$6,263,000
 Federal Share: \$0
 Total Project Cost: \$6,263,000

Requesting Agency ACHD

Funding Source: Local

	2008	2009	2010	2011	2012	PD
Preliminary Engineering (PE)	\$0	\$0	\$0	\$0	\$0	\$0
Preliminary Engineering Consulting (PC)	\$0	\$400,000	\$0	\$0	\$0	\$0
Right-of-Way (RW)	\$0	\$0	\$600,000	\$200,000	\$0	\$0
Utilities (UT)	\$0	\$0	\$0	\$0	\$0	\$0
Construction Engineering (CE)	\$0	\$0	\$0	\$82,000	\$0	\$0
Construction (CN)	\$0	\$0	\$0	\$4,981,000	\$0	\$0
Yearly Project Cost*	\$0	\$400,000	\$600,000	\$5,263,000	\$0	\$0



Fairview Avenue, Locust Grove Road to Eagle Road

Key # : RC0133

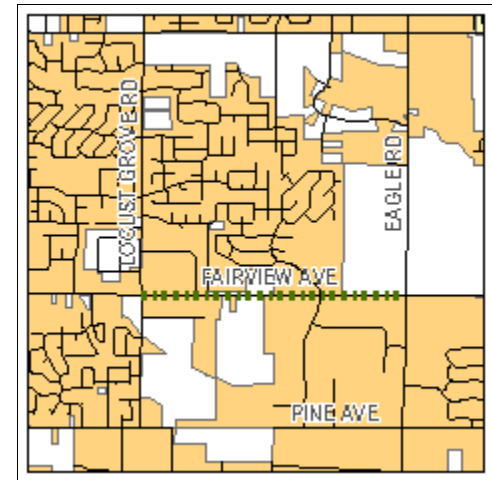
Widen roadway from five (5) to seven (7) lanes and complete curb, gutter, and sidewalk system. Project included as part of Fairview Avenue Concept Design (Linder Road to Orchard Road). Construction, totaling \$5,954,000, is currently unfunded.

Project Year: UF
 Previous Expenditures: \$0
 Local Match: 100.00%
 Local Share: \$7,054,000
 Federal Share: \$0
 Total Project Cost: \$7,054,000

Requesting Agency ACHD

Funding Source: Local

	2008	2009	2010	2011	2012	PD
Preliminary Engineering (PE)	\$0	\$0	\$0	\$0	\$0	\$0
Preliminary Engineering Consulting (PC)	\$0	\$0	\$400,000	\$0	\$0	\$0
Right-of-Way (RW)	\$0	\$0	\$0	\$230,000	\$470,000	\$0
Utilities (UT)	\$0	\$0	\$0	\$0	\$0	\$0
Construction Engineering (CE)	\$0	\$0	\$0	\$0	\$0	\$0
Construction (CN)	\$0	\$0	\$0	\$0	\$0	\$0
Yearly Project Cost*	\$0	\$0	\$400,000	\$230,000	\$470,000	\$0



Fairview Avenue, Meridian Road to Locust Grove Road

Key # : RC0135

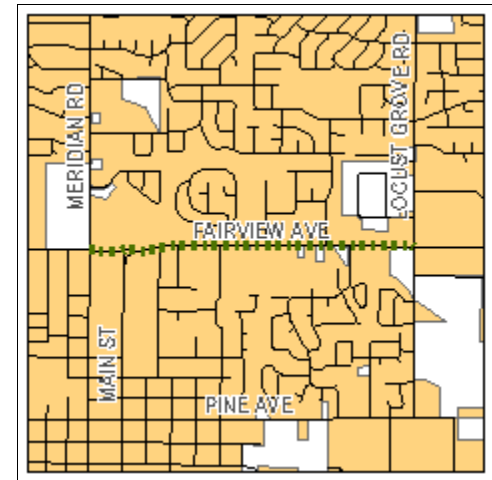
Widen roadway from five (5) to seven (7) lanes and complete curb, gutter, and sidewalk system. Project included as part of Fairview Avenue Concept Design (Linder Road to Orchard Road). Construction, totaling \$5,368,000, is currently unfunded.

Project Year: UF
 Previous Expenditures: \$0
 Local Match: 100.00%
 Local Share: \$6,268,000
 Federal Share: \$0
 Total Project Cost: \$6,268,000

Requesting Agency ACHD

Funding Source: Local

	2008	2009	2010	2011	2012	PD
Preliminary Engineering (PE)	\$0	\$0	\$0	\$0	\$0	\$0
Preliminary Engineering Consulting (PC)	\$0	\$0	\$0	\$200,000	\$200,000	\$0
Right-of-Way (RW)	\$0	\$0	\$0	\$0	\$170,000	\$330,000
Utilities (UT)	\$0	\$0	\$0	\$0	\$0	\$0
Construction Engineering (CE)	\$0	\$0	\$0	\$0	\$0	\$0
Construction (CN)	\$0	\$0	\$0	\$0	\$0	\$0
Yearly Project Cost*	\$0	\$0	\$0	\$200,000	\$370,000	\$330,000



Federal Aid Overlay Arterials and Collectors - FY2006

Key # : 09502

Supplement the local overlay program. Advance construction beginning in 2006 with payback through 2008.

Project Year: 2006
 Previous Expenditures: \$1,350,000
 Local Match: 7.34%
 Local Share: \$38,388
 Federal Share: \$484,612
 Total Project Cost: \$523,000

Requesting Agency ACHD

Funding Source: STP-TMA

	2008	2009	2010	2011	2012	PD
Preliminary Engineering (PE)	\$0	\$0	\$0	\$0	\$0	\$0
Preliminary Engineering Consulting (PC)	\$0	\$0	\$0	\$0	\$0	\$0
Right-of-Way (RW)	\$0	\$0	\$0	\$0	\$0	\$0
Utilities (UT)	\$0	\$0	\$0	\$0	\$0	\$0
Construction Engineering (CE)	\$0	\$0	\$0	\$0	\$0	\$0
Construction (CN)	\$523,000	\$0	\$0	\$0	\$0	\$0
Yearly Project Cost*	\$523,000	\$0	\$0	\$0	\$0	\$0



Federal Aid Overlay
Arterials and Collectors

Federal Aid Overlay Arterials and Collectors - FY2009

Supplement the local overlay program.

Key # : 09503

Project Year: 2009
Previous Expenditures: \$85,000
Local Match: 7.34%
Local Share: \$44,040
Federal Share: \$555,960
Total Project Cost: \$600,000

Requesting Agency ACHD

Funding Source: STP-TMA

	2008	2009	2010	2011	2012	PD
Preliminary Engineering (PE)	\$10,000	\$0	\$0	\$0	\$0	\$0
Preliminary Engineering Consulting (PC)	\$40,000	\$0	\$0	\$0	\$0	\$0
Right-of-Way (RW)	\$0	\$0	\$0	\$0	\$0	\$0
Utilities (UT)	\$0	\$0	\$0	\$0	\$0	\$0
Construction Engineering (CE)	\$0	\$50,000	\$0	\$0	\$0	\$0
Construction (CN)	\$0	\$500,000	\$0	\$0	\$0	\$0
Yearly Project Cost*	\$50,000	\$550,000	\$0	\$0	\$0	\$0



**Federal Aid Overlay
Arterials and Collectors**

Federal Aid Overlay Arterials and Collectors - FY2010

Supplement the local overlay program.

Key # : 10537

Project Year: 2010
Previous Expenditures: \$0
Local Match: 7.34%
Local Share: \$40,517
Federal Share: \$511,483
Total Project Cost: \$552,000

Requesting Agency ACHD

Funding Source: STP-TMA

	2008	2009	2010	2011	2012	PD
Preliminary Engineering (PE)	\$0	\$2,000	\$0	\$0	\$0	\$0
Preliminary Engineering Consulting (PC)	\$0	\$50,000	\$0	\$0	\$0	\$0
Right-of-Way (RW)	\$0	\$0	\$0	\$0	\$0	\$0
Utilities (UT)	\$0	\$0	\$0	\$0	\$0	\$0
Construction Engineering (CE)	\$0	\$0	\$0	\$0	\$0	\$0
Construction (CN)	\$0	\$0	\$500,000	\$0	\$0	\$0
Yearly Project Cost*	\$0	\$52,000	\$500,000	\$0	\$0	\$0



**Federal Aid Overlay
Arterials and Collectors**

Federal Aid Overlay Arterials and Collectors - FY2011

Supplement the local overlay program.

Key # : 10559

Project Year: 2011
Previous Expenditures: \$0
Local Match: 7.34%
Local Share: \$40,517
Federal Share: \$511,483
Total Project Cost: \$552,000

Requesting Agency ACHD

Funding Source: STP-TMA

	2008	2009	2010	2011	2012	PD
Preliminary Engineering (PE)	\$0	\$0	\$2,000	\$0	\$0	\$0
Preliminary Engineering Consulting (PC)	\$0	\$0	\$50,000	\$0	\$0	\$0
Right-of-Way (RW)	\$0	\$0	\$0	\$0	\$0	\$0
Utilities (UT)	\$0	\$0	\$0	\$0	\$0	\$0
Construction Engineering (CE)	\$0	\$0	\$0	\$0	\$0	\$0
Construction (CN)	\$0	\$0	\$0	\$500,000	\$0	\$0
Yearly Project Cost*	\$0	\$0	\$52,000	\$500,000	\$0	\$0



**Federal Aid Overlay
Arterials and Collectors**

Federal Aid Overlay Arterials and Collectors - FY2012

Supplement the local overlay program.

Key # : 11065

Project Year: 2012
Previous Expenditures: \$0
Local Match: 7.34%
Local Share: \$40,517
Federal Share: \$511,483
Total Project Cost: \$552,000

Requesting Agency ACHD

Funding Source: STP-TMA

	2008	2009	2010	2011	2012	PD
Preliminary Engineering (PE)	\$0	\$0	\$0	\$2,000	\$0	\$0
Preliminary Engineering Consulting (PC)	\$0	\$0	\$0	\$50,000	\$0	\$0
Right-of-Way (RW)	\$0	\$0	\$0	\$0	\$0	\$0
Utilities (UT)	\$0	\$0	\$0	\$0	\$0	\$0
Construction Engineering (CE)	\$0	\$0	\$0	\$0	\$0	\$0
Construction (CN)	\$0	\$0	\$0	\$0	\$500,000	\$0
Yearly Project Cost*	\$0	\$0	\$0	\$52,000	\$500,000	\$0



**Federal Aid Overlay
Arterials and Collectors**

Federal Aid Overlay Arterials and Collectors - PD

Supplement the local overlay program.

Key # : TMA1

Project Year: PD
Previous Expenditures: \$0
Local Match: 7.34%
Local Share: \$40,517
Federal Share: \$511,483
Total Project Cost: \$552,000

Requesting Agency ACHD

Funding Source: STP-TMA

	2008	2009	2010	2011	2012	PD
Preliminary Engineering (PE)	\$0	\$0	\$0	\$0	\$2,000	\$0
Preliminary Engineering Consulting (PC)	\$0	\$0	\$0	\$0	\$50,000	\$0
Right-of-Way (RW)	\$0	\$0	\$0	\$0	\$0	\$0
Utilities (UT)	\$0	\$0	\$0	\$0	\$0	\$0
Construction Engineering (CE)	\$0	\$0	\$0	\$0	\$0	\$0
Construction (CN)	\$0	\$0	\$0	\$0	\$0	\$500,000
Yearly Project Cost*	\$0	\$0	\$0	\$0	\$52,000	\$500,000



**Federal Aid Overlay
Arterials and Collectors**

Five Mile Road, Franklin Road to Fairview Avenue

Key # : 07238

Widen to five (5) lanes with shoulder, sidewalk, and railroad crossing improvements. Major intersection and signal modifications including double left-turn lanes on all legs at the Five Mile Road and Fairview Avenue intersection. Advance construction beginning in 2011 with payback through PD.

Project Year: 2011
 Previous Expenditures: \$902,000
 Local Match: 7.34%
 Local Share: \$991,561
 Federal Share: \$12,517,439
 Total Project Cost: \$13,509,000

Requesting Agency ACHD

Funding Source: STP-TMA

	2008	2009	2010	2011	2012	PD
Preliminary Engineering (PE)	\$0	\$0	\$0	\$0	\$0	\$0
Preliminary Engineering Consulting (PC)	\$40,000	\$0	\$0	\$0	\$0	\$0
Right-of-Way (RW)	\$2,748,000	\$221,000	\$0	\$0	\$0	\$0
Utilities (UT)	\$0	\$0	\$200,000	\$200,000	\$0	\$0
Construction Engineering (CE)	\$0	\$0	\$0	\$200,000	\$0	\$0
Construction (CN)	\$0	\$0	\$0	\$815,000	\$4,918,000	\$4,167,000
Yearly Project Cost*	\$2,788,000	\$221,000	\$200,000	\$1,215,000	\$4,918,000	\$4,167,000



Franklin Road, Black Cat Road to Ten Mile Road

Widen roadway to five (5) lanes.

Key # : 09637

Project Year: PD

Previous Expenditures: \$745,000

Local Match: 7.34%

Local Share: \$429,390

Federal Share: \$5,420,610

Total Project Cost: \$5,850,000

Requesting Agency ACHD

Funding Source: STP-TMA

	2008	2009	2010	2011	2012	PD
Preliminary Engineering (PE)	\$0	\$0	\$0	\$0	\$0	\$0
Preliminary Engineering Consulting (PC)	\$0	\$0	\$0	\$0	\$0	\$0
Right-of-Way (RW)	\$0	\$0	\$0	\$0	\$0	\$1,500,000
Utilities (UT)	\$0	\$0	\$0	\$0	\$0	\$0
Construction Engineering (CE)	\$0	\$0	\$0	\$0	\$0	\$570,000
Construction (CN)	\$0	\$0	\$0	\$0	\$0	\$3,780,000
Yearly Project Cost*	\$0	\$0	\$0	\$0	\$0	\$5,850,000



Franklin Road, Ten Mile Road to Linder Road

Key # : 09504

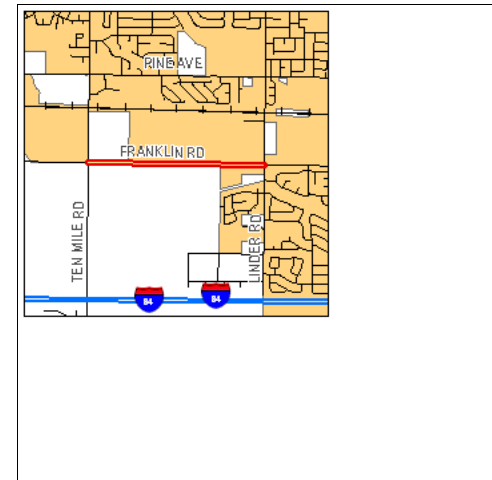
Widen roadway to five (5) lanes. Remove the Meridian Road to Cherry Lane project based on a decision from the City of Meridian regarding their downtown configuration.

Project Year: PD
 Previous Expenditures: \$555,000
 Local Match: 7.34%
 Local Share: \$360,834
 Federal Share: \$4,555,166
 Total Project Cost: \$4,916,000

Requesting Agency ACHD

Funding Source: STP-TMA

	2008	2009	2010	2011	2012	PD
Preliminary Engineering (PE)	\$0	\$0	\$0	\$0	\$0	\$0
Preliminary Engineering Consulting (PC)	\$0	\$0	\$0	\$0	\$0	\$0
Right-of-Way (RW)	\$0	\$0	\$0	\$746,000	\$0	\$0
Utilities (UT)	\$0	\$0	\$0	\$0	\$0	\$0
Construction Engineering (CE)	\$0	\$0	\$0	\$0	\$0	\$600,000
Construction (CN)	\$0	\$0	\$0	\$0	\$0	\$3,570,000
Yearly Project Cost*	\$0	\$0	\$0	\$746,000	\$0	\$4,170,000



Franklin Road, Touchmark Way to Five Mile Road

Key # : 08698

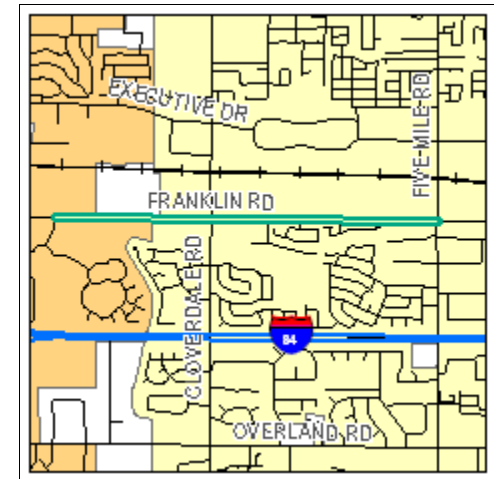
Reconstruct and widen existing two (2) to three (3) lane roadway to four (4) to five (5) lanes with an urban section. Install drainage, curb, gutter, sidewalk, and shoulder. Acquire 96 feet of right-of-way. Widen the intersection at Cloverdale Road. Advance construction beginning in 2009 with payback through 2011.

Project Year: 2009
Previous Expenditures: \$1,128,000
Local Match: 7.34%
Local Share: \$1,063,493
Federal Share: \$13,425,507
Total Project Cost: \$14,489,000

Requesting Agency ACHD

Funding Source: STP-TMA

	2008	2009	2010	2011	2012	PD
Preliminary Engineering (PE)	\$0	\$0	\$0	\$0	\$0	\$0
Preliminary Engineering Consulting (PC)	\$0	\$0	\$0	\$0	\$0	\$0
Right-of-Way (RW)	\$0	\$1,979,000	\$0	\$0	\$0	\$0
Utilities (UT)	\$0	\$35,000	\$0	\$0	\$0	\$0
Construction Engineering (CE)	\$0	\$594,000	\$0	\$0	\$0	\$0
Construction (CN)	\$0	\$3,104,000	\$5,135,000	\$3,642,000	\$0	\$0
Yearly Project Cost*	\$0	\$5,712,000	\$5,135,000	\$3,642,000	\$0	\$0



Historic Warm Springs Boulevard Landscape

Key # : 09437

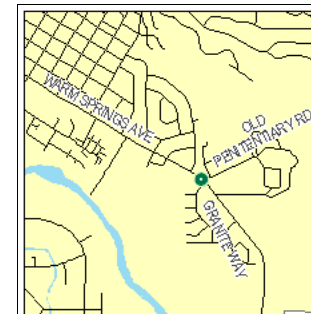
Construct arches designating entry into Historic Warm Springs Avenue in the East End, placement of interpretive plaques at those arches, and bicycle and pedestrian improvements at the intersection of Granite Way/Old Penitentiary and Warm Springs Avenue. Project also includes the landscaping of an oval within ACHD's proposed roundabout at the intersection (the roundabout is not part of this project and is not counted toward the match of this project).

Project Year: 2009
 Previous Expenditures: \$61,000
 Local Match: 15.82%
 Local Share: \$54,579
 Federal Share: \$290,421
 Total Project Cost: **\$345,000**

Requesting Agency ACHD

Funding Source: STP-E

	2008	2009	2010	2011	2012	PD
Preliminary Engineering (PE)	\$0	\$0	\$0	\$0	\$0	\$0
Preliminary Engineering Consulting (PC)	\$0	\$0	\$0	\$0	\$0	\$0
Right-of-Way (RW)	\$72,000	\$0	\$0	\$0	\$0	\$0
Utilities (UT)	\$0	\$0	\$0	\$0	\$0	\$0
Construction Engineering (CE)	\$0	\$40,000	\$0	\$0	\$0	\$0
Construction (CN)	\$0	\$233,000	\$0	\$0	\$0	\$0
Yearly Project Cost*	\$72,000	\$273,000	\$0	\$0	\$0	\$0



Household Travel Survey, Phase 1

Conduct a study to collect household travel characteristics to update and expand the COMPASS travel demand model. Data will be collected in the Communities in Motion six-county region.

Key # : 09827

Project Year: 2011
Previous Expenditures: \$0
Local Match: 7.34%
Local Share: \$22,020
Federal Share: \$277,980
Total Project Cost: \$300,000

Requesting Agency COMPASS

Funding Source: STP-TMA

	2008	2009	2010	2011	2012	PD
Preliminary Engineering (PE)	\$0	\$0	\$0	\$0	\$0	\$0
Preliminary Engineering Consulting (PC)	\$0	\$0	\$0	\$0	\$0	\$0
Right-of-Way (RW)	\$0	\$0	\$0	\$0	\$0	\$0
Utilities (UT)	\$0	\$0	\$0	\$0	\$0	\$0
Construction Engineering (CE)	\$0	\$0	\$0	\$0	\$0	\$0
Construction (CN)	\$0	\$0	\$0	\$300,000	\$0	\$0
Yearly Project Cost*	\$0	\$0	\$0	\$300,000	\$0	\$0



Household Travel Survey, Phase 2

Conduct a study to collect household travel characteristics to update and expand the COMPASS travel demand model. Data will be collected in the Communities in Motion six-county region.

Key # : 09828

Project Year: 2012
Previous Expenditures: \$0
Local Match: 7.34%
Local Share: \$22,020
Federal Share: \$277,980
Total Project Cost: \$300,000

Requesting Agency COMPASS

Funding Source: STP-TMA

	2008	2009	2010	2011	2012	PD
Preliminary Engineering (PE)	\$0	\$0	\$0	\$0	\$0	\$0
Preliminary Engineering Consulting (PC)	\$0	\$0	\$0	\$0	\$0	\$0
Right-of-Way (RW)	\$0	\$0	\$0	\$0	\$0	\$0
Utilities (UT)	\$0	\$0	\$0	\$0	\$0	\$0
Construction Engineering (CE)	\$0	\$0	\$0	\$0	\$0	\$0
Construction (CN)	\$0	\$0	\$0	\$0	\$300,000	\$0
Yearly Project Cost*	\$0	\$0	\$0	\$0	\$300,000	\$0



I-84, Broadway Avenue to Gowen Road Overlay

Resurface two (2) miles of existing lanes on I-84 with "crack and seat" overlay.

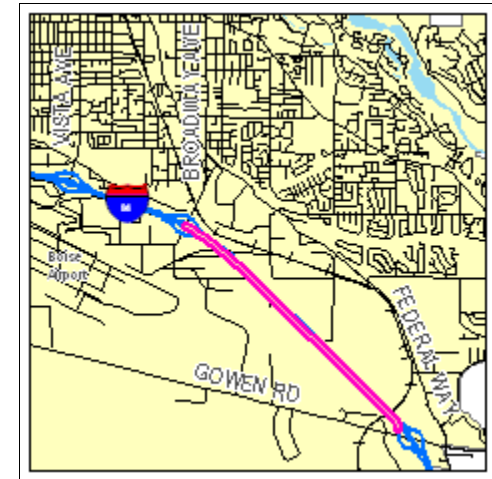
Key # : 10557

Project Year: 2008
Previous Expenditures: \$358,000
Local Match: 100.00%
Local Share: \$6,938,000
Federal Share: \$0
Total Project Cost: \$6,938,000

Requesting Agency ITD

Funding Source: FY2008 GARVEE

	2008	2009	2010	2011	2012	PD
Preliminary Engineering (PE)	\$1,062,000	\$0	\$0	\$0	\$0	\$0
Preliminary Engineering Consulting (PC)	\$0	\$0	\$0	\$0	\$0	\$0
Right-of-Way (RW)	\$0	\$0	\$0	\$0	\$0	\$0
Utilities (UT)	\$0	\$0	\$0	\$0	\$0	\$0
Construction Engineering (CE)	\$0	\$0	\$0	\$0	\$0	\$0
Construction (CN)	\$5,876,000	\$0	\$0	\$0	\$0	\$0
Yearly Project Cost*	\$6,938,000	\$0	\$0	\$0	\$0	\$0



I-84, Cloverdale Road Underpass, Boise

Bridge rehabilitation.

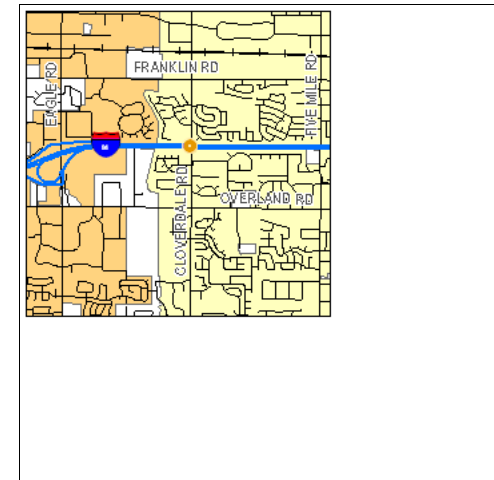
Key # : 09964

Project Year: 2011
Previous Expenditures: \$123,000
Local Match: 20.00%
Local Share: \$102,000
Federal Share: \$408,000
Total Project Cost: \$510,000

Requesting Agency ITD

Funding Source: Bridge Preservation

	2008	2009	2010	2011	2012	PD
Preliminary Engineering (PE)	\$0	\$0	\$0	\$0	\$0	\$0
Preliminary Engineering Consulting (PC)	\$0	\$0	\$0	\$0	\$0	\$0
Right-of-Way (RW)	\$0	\$0	\$0	\$0	\$0	\$0
Utilities (UT)	\$0	\$0	\$0	\$0	\$0	\$0
Construction Engineering (CE)	\$0	\$0	\$0	\$70,000	\$0	\$0
Construction (CN)	\$0	\$0	\$0	\$440,000	\$0	\$0
Yearly Project Cost*	\$0	\$0	\$0	\$510,000	\$0	\$0



I-84, Cole Road to Broadway Avenue, North Sound Wall

Key # : 09816

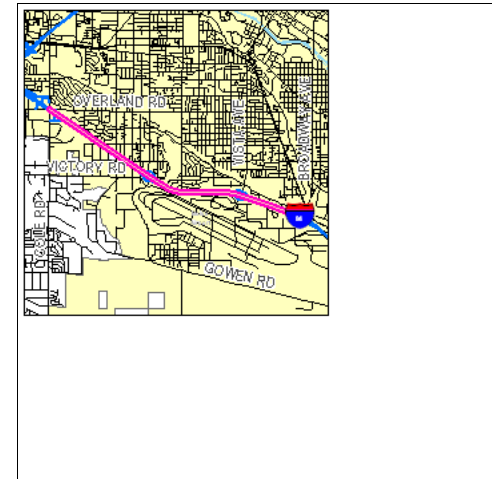
Construct sound walls for 3.5 miles along north side of I-84 between Cole Road and Broadway Avenue.

Project Year: 2008
 Previous Expenditures: \$0
 Local Match: 100.00%
 Local Share: \$5,012,000
 Federal Share: \$0
 Total Project Cost: \$5,012,000

Requesting Agency ITD

Funding Source: FY2006-2007 GARVEE

	2008	2009	2010	2011	2012	PD
Preliminary Engineering (PE)	\$0	\$0	\$0	\$0	\$0	\$0
Preliminary Engineering Consulting (PC)	\$0	\$0	\$0	\$0	\$0	\$0
Right-of-Way (RW)	\$0	\$0	\$0	\$0	\$0	\$0
Utilities (UT)	\$0	\$0	\$0	\$0	\$0	\$0
Construction Engineering (CE)	\$0	\$0	\$0	\$0	\$0	\$0
Construction (CN)	\$5,012,000	\$0	\$0	\$0	\$0	\$0
Yearly Project Cost*	\$5,012,000	\$0	\$0	\$0	\$0	\$0



I-84, Cole Road to Broadway Avenue, North Sound Wall

Key # : 09816

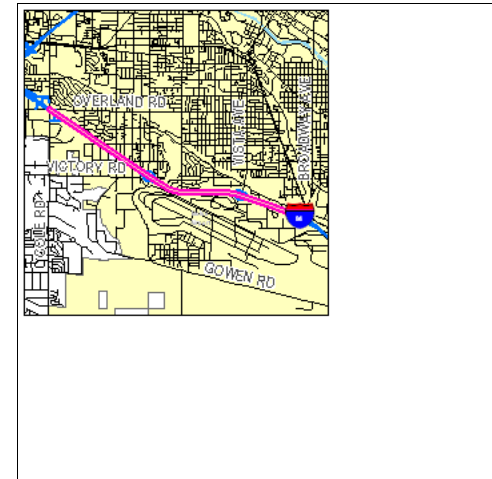
Construct sound walls for 3.5 miles along north side of I-84 between Cole Road and Broadway Avenue.

Project Year: 2008
 Previous Expenditures: \$1,024,000
 Local Match: 100.00%
 Local Share: \$9,054,000
 Federal Share: \$0
 Total Project Cost: \$9,054,000

Requesting Agency ITD

Funding Source: FY2008 GARVEE

	2008	2009	2010	2011	2012	PD
Preliminary Engineering (PE)	\$0	\$0	\$0	\$0	\$0	\$0
Preliminary Engineering Consulting (PC)	\$0	\$0	\$0	\$0	\$0	\$0
Right-of-Way (RW)	\$0	\$0	\$0	\$0	\$0	\$0
Utilities (UT)	\$0	\$0	\$0	\$0	\$0	\$0
Construction Engineering (CE)	\$846,000	\$0	\$0	\$0	\$0	\$0
Construction (CN)	\$8,208,000	\$0	\$0	\$0	\$0	\$0
Yearly Project Cost*	\$9,054,000	\$0	\$0	\$0	\$0	\$0



I-84, Cole Road to Orchard Road Widening

Key # : 09819

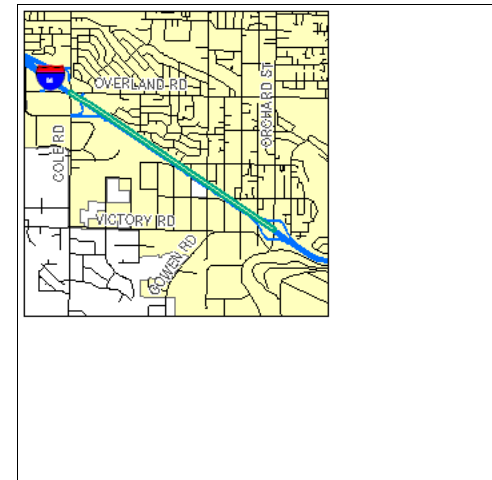
Resurface one (1) mile of existing lanes on I-84 with "crack and seat" overlay. Add third lane in each direction. Future GARVEE funding portion. Funding and projects shown beyond FY2008 are pending subject to further review and annual approval from the Idaho Legislature.

Project Year: 2009
Previous Expenditures: \$1,200,000
Local Match: 100.00%
Local Share: \$21,094,000
Federal Share: \$0
Total Project Cost: \$21,094,000

Requesting Agency ITD

Funding Source: Future GARVEE

	2008	2009	2010	2011	2012	PD
Preliminary Engineering (PE)	\$0	\$0	\$0	\$0	\$0	\$0
Preliminary Engineering Consulting (PC)	\$0	\$0	\$0	\$0	\$0	\$0
Right-of-Way (RW)	\$0	\$0	\$0	\$0	\$0	\$0
Utilities (UT)	\$0	\$0	\$0	\$0	\$0	\$0
Construction Engineering (CE)	\$0	\$2,751,000	\$0	\$0	\$0	\$0
Construction (CN)	\$0	\$18,343,000	\$0	\$0	\$0	\$0
Yearly Project Cost*	\$0	\$21,094,000	\$0	\$0	\$0	\$0



I-84, Cole Road to Orchard Road Widening

Key # : 09819

Resurface one (1) mile of existing lanes on I-84 with "crack and seat" overlay. Add third lane in each direction. FY2006-2007 GARVEE funding portion.

Project Year: 2008
Previous Expenditures: \$1,200,000
Local Match: 100.00%
Local Share: \$119,000
Federal Share: \$0
Total Project Cost: \$119,000

Requesting Agency ITD

Funding Source: FY2006-2007 GARVEE

	2008	2009	2010	2011	2012	PD
Preliminary Engineering (PE)	\$50,000	\$0	\$0	\$0	\$0	\$0
Preliminary Engineering Consulting (PC)	\$69,000	\$0	\$0	\$0	\$0	\$0
Right-of-Way (RW)	\$0	\$0	\$0	\$0	\$0	\$0
Utilities (UT)	\$0	\$0	\$0	\$0	\$0	\$0
Construction Engineering (CE)	\$0	\$0	\$0	\$0	\$0	\$0
Construction (CN)	\$0	\$0	\$0	\$0	\$0	\$0
Yearly Project Cost*	\$119,000	\$0	\$0	\$0	\$0	\$0



I-84, Cole Road to Orchard Road Widening

Key # : 09819

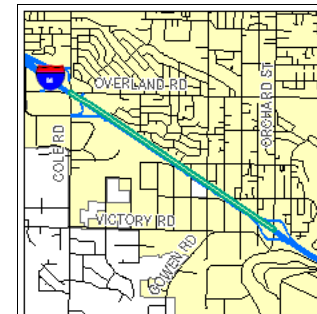
Resurface one (1) mile of existing lanes on I-84 with "crack and seat" overlay. Add third lane in each direction. FY2008 GARVEE funding portion.

Project Year: 2009
Previous Expenditures: \$1,200,000
Local Match: 100.00%
Local Share: \$1,079,000
Federal Share: \$0
Total Project Cost: \$1,079,000

Requesting Agency ITD

Funding Source: FY2008 GARVEE

	2008	2009	2010	2011	2012	PD
Preliminary Engineering (PE)	\$50,000	\$0	\$0	\$0	\$0	\$0
Preliminary Engineering Consulting (PC)	\$726,000	\$0	\$0	\$0	\$0	\$0
Right-of-Way (RW)	\$303,000	\$0	\$0	\$0	\$0	\$0
Utilities (UT)	\$0	\$0	\$0	\$0	\$0	\$0
Construction Engineering (CE)	\$0	\$0	\$0	\$0	\$0	\$0
Construction (CN)	\$0	\$0	\$0	\$0	\$0	\$0
Yearly Project Cost*	\$1,079,000	\$0	\$0	\$0	\$0	\$0



I-84, Five Mile Road Underpass, Boise

Bridge rehabilitation.

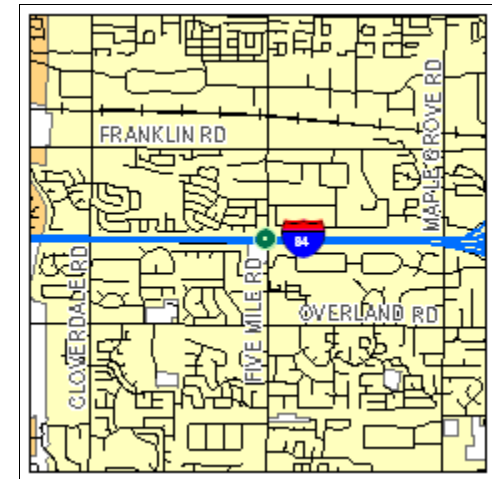
Key # : 09493

Project Year: 2009
Previous Expenditures: \$130,000
Local Match: 20.00%
Local Share: \$121,000
Federal Share: \$484,000
Total Project Cost: \$605,000

Requesting Agency ITD

Funding Source: Bridge Preservation

	2008	2009	2010	2011	2012	PD
Preliminary Engineering (PE)	\$10,000	\$0	\$0	\$0	\$0	\$0
Preliminary Engineering Consulting (PC)	\$20,000	\$0	\$0	\$0	\$0	\$0
Right-of-Way (RW)	\$0	\$0	\$0	\$0	\$0	\$0
Utilities (UT)	\$0	\$0	\$0	\$0	\$0	\$0
Construction Engineering (CE)	\$0	\$75,000	\$0	\$0	\$0	\$0
Construction (CN)	\$0	\$500,000	\$0	\$0	\$0	\$0
Yearly Project Cost*	\$30,000	\$575,000	\$0	\$0	\$0	\$0



I-84, FY2008 District wide Pavement Striping

Key # : 10534

Restripe pavement on I-84. Total project cost is \$290,000 (20% Ada County, 20% Canyon County, and 60% Elmore County). Ada County portion.

Project Year: 2008
 Previous Expenditures: \$10,000
 Local Match: 7.73%
 Local Share: \$4,483
 Federal Share: \$53,517
 Total Project Cost: \$58,000

Requesting Agency ITD

Funding Source: Safety - Statewide

	2008	2009	2010	2011	2012	PD
Preliminary Engineering (PE)	\$0	\$0	\$0	\$0	\$0	\$0
Preliminary Engineering Consulting (PC)	\$0	\$0	\$0	\$0	\$0	\$0
Right-of-Way (RW)	\$0	\$0	\$0	\$0	\$0	\$0
Utilities (UT)	\$0	\$0	\$0	\$0	\$0	\$0
Construction Engineering (CE)	\$8,000	\$0	\$0	\$0	\$0	\$0
Construction (CN)	\$50,000	\$0	\$0	\$0	\$0	\$0
Yearly Project Cost*	\$58,000	\$0	\$0	\$0	\$0	\$0



I-84 Pavement Striping

I-84, FY2009 District wide Pavement Striping

Restripe pavement on I-84. Total project cost is \$296,000 (27% Ada County, 19% Canyon County, 40% Elmore County, and 14% Payette County). Ada County portion.

Key # : 09500

Project Year: 2009
Previous Expenditures: \$0
Local Match: 7.73%
Local Share: \$6,178
Federal Share: \$73,742
Total Project Cost: \$79,920

Requesting Agency ITD

Funding Source: Safety - Statewide

	2008	2009	2010	2011	2012	PD
Preliminary Engineering (PE)	\$1,620	\$0	\$0	\$0	\$0	\$0
Preliminary Engineering Consulting (PC)	\$0	\$0	\$0	\$0	\$0	\$0
Right-of-Way (RW)	\$0	\$0	\$0	\$0	\$0	\$0
Utilities (UT)	\$0	\$0	\$0	\$0	\$0	\$0
Construction Engineering (CE)	\$0	\$10,800	\$0	\$0	\$0	\$0
Construction (CN)	\$0	\$67,500	\$0	\$0	\$0	\$0
Yearly Project Cost*	\$1,620	\$78,300	\$0	\$0	\$0	\$0



I-84 Pavement Striping

I-84, Garrity Interchange to Meridian Interchange Milling and Temporary Widening Key # : 11001

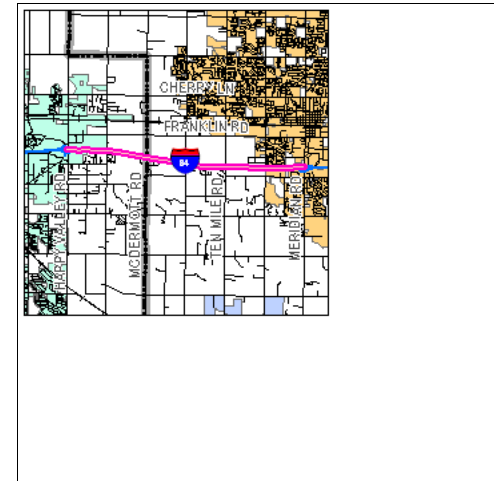
Project to mill and temporarily widen I-84 between the Garrity Interchange and Meridian Interchange. FY2006-2007 GARVEE funding portion. Total = \$1,523,000 (50% Ada County and 50% Canyon County) Northern Ada County and FY2006-2007 GARVEE funding portion.

Project Year:	2008
Previous Expenditures:	\$9,459,000
Local Match:	100.00%
Local Share:	\$761,000
Federal Share:	\$0
Total Project Cost:	<u>\$761,000</u>

Requesting Agency ITD

Funding Source: FY2006-2007 GARVEE

	2008	2009	2010	2011	2012	PD
Preliminary Engineering (PE)	\$0	\$0	\$0	\$0	\$0	\$0
Preliminary Engineering Consulting (PC)	\$0	\$0	\$0	\$0	\$0	\$0
Right-of-Way (RW)	\$0	\$0	\$0	\$0	\$0	\$0
Utilities (UT)	\$0	\$0	\$0	\$0	\$0	\$0
Construction Engineering (CE)	\$159,000	\$0	\$0	\$0	\$0	\$0
Construction (CN)	\$602,000	\$0	\$0	\$0	\$0	\$0
Yearly Project Cost*	\$761,000	\$0	\$0	\$0	\$0	\$0



I-84, Garrity Interchange to Meridian Interchange, Design Phase

Key # : 10459

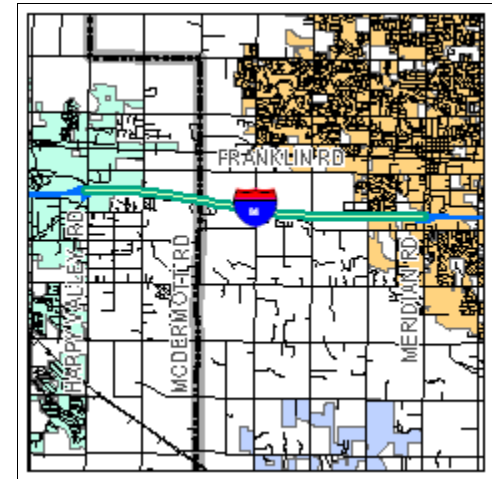
Reconstruct and add third lane each direction for additional capacity from Meridian Interchange to Garrity Interchange. Design includes provisions for a fourth lane and replacement of the Black Cat Road and Robinson Road overpasses. Total = \$3,673,000 (50% Ada County and 50% Canyon County) Northern Ada County and FY2008 GARVEE funding portion.

Project Year: 2008
 Previous Expenditures: \$9,459,000
 Local Match: 100.00%
 Local Share: \$1,836,000
 Federal Share: \$0
 Total Project Cost: \$1,836,000

Requesting Agency ITD

Funding Source: FY2008 GARVEE

	2008	2009	2010	2011	2012	PD
Preliminary Engineering (PE)	\$25,000	\$0	\$0	\$0	\$0	\$0
Preliminary Engineering Consulting (PC)	\$1,811,000	\$0	\$0	\$0	\$0	\$0
Right-of-Way (RW)	\$0	\$0	\$0	\$0	\$0	\$0
Utilities (UT)	\$0	\$0	\$0	\$0	\$0	\$0
Construction Engineering (CE)	\$0	\$0	\$0	\$0	\$0	\$0
Construction (CN)	\$0	\$0	\$0	\$0	\$0	\$0
Yearly Project Cost*	\$1,836,000	\$0	\$0	\$0	\$0	\$0



I-84, Garrity Interchange to Meridian Interchange, Median Phase (10459)

Key # : 11003

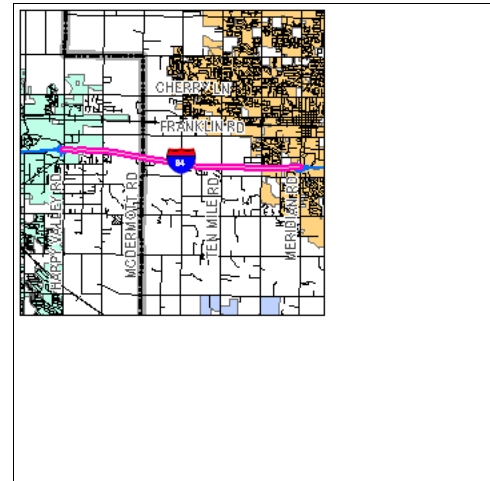
Median phase of the widening project on I-84 between the Garrity Interchange and Meridian Interchange. Total = \$3,544,000 (50% Ada County and 50% Canyon County) Northern Ada County and FY2006-2007 GARVEE funding portion.

Project Year: 2008
Previous Expenditures: \$9,459,000
Local Match: 100.00%
Local Share: \$1,771,000
Federal Share: \$0
Total Project Cost: \$1,771,000

Requesting Agency ITD

Funding Source: FY2006-2007 GARVEE

	2008	2009	2010	2011	2012	PD
Preliminary Engineering (PE)	\$0	\$0	\$0	\$0	\$0	\$0
Preliminary Engineering Consulting (PC)	\$0	\$0	\$0	\$0	\$0	\$0
Right-of-Way (RW)	\$0	\$0	\$0	\$0	\$0	\$0
Utilities (UT)	\$0	\$0	\$0	\$0	\$0	\$0
Construction Engineering (CE)	\$354,000	\$0	\$0	\$0	\$0	\$0
Construction (CN)	\$1,417,000	\$0	\$0	\$0	\$0	\$0
Yearly Project Cost*	\$1,771,000	\$0	\$0	\$0	\$0	\$0



I-84, Garrity Interchange to Meridian Interchange, Reconstruction Phase (10459)

Key # : 11005

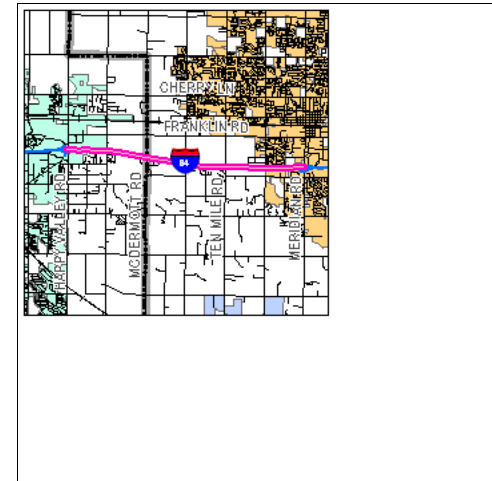
Reconstruction phase of the widening project on I-84 between the Garrity Interchange and Meridian Interchange, including ramps at the Meridian Interchange. Total = \$1,340,000 (50% Ada County and 50% Canyon County) Northern Ada County and FY2006-2007 GARVEE funding portion.

Project Year: 2008
 Previous Expenditures: \$9,459,000
 Local Match: 100.00%
 Local Share: \$1,340,000
 Federal Share: \$0
 Total Project Cost: \$1,340,000

Requesting Agency ITD

Funding Source: FY2006-2007 GARVEE

	2008	2009	2010	2011	2012	PD
Preliminary Engineering (PE)	\$0	\$0	\$0	\$0	\$0	\$0
Preliminary Engineering Consulting (PC)	\$0	\$0	\$0	\$0	\$0	\$0
Right-of-Way (RW)	\$0	\$0	\$0	\$0	\$0	\$0
Utilities (UT)	\$0	\$0	\$0	\$0	\$0	\$0
Construction Engineering (CE)	\$1,340,000	\$0	\$0	\$0	\$0	\$0
Construction (CN)	\$0	\$0	\$0	\$0	\$0	\$0
Yearly Project Cost*	\$1,340,000	\$0	\$0	\$0	\$0	\$0



I-84, Garrity Interchange to Meridian Interchange, Reconstruction Phase (10459)

Key # : 11005

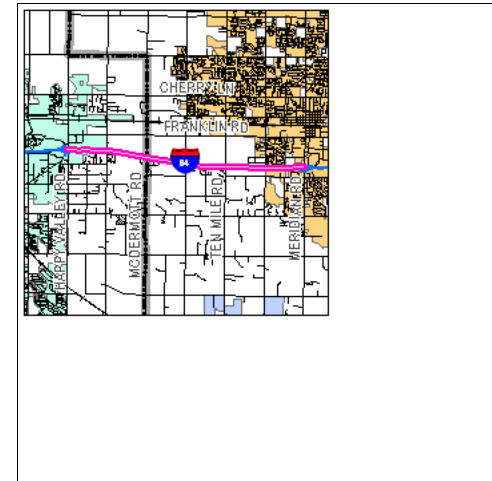
Reconstruction phase of the widening project on I-84 between the Garrity Interchange and Meridian Interchange, including ramps at the Meridian Interchange. Total = \$81,209,000 (50% Ada County and 50% Canyon County) Northern Ada County and FY2008 GARVEE funding portion.

Project Year: 2008
 Previous Expenditures: \$9,459,000
 Local Match: 100.00%
 Local Share: \$40,604,000
 Federal Share: \$0
 Total Project Cost: \$40,604,000

Requesting Agency ITD

Funding Source: FY2008 GARVEE

	2008	2009	2010	2011	2012	PD
Preliminary Engineering (PE)	\$0	\$0	\$0	\$0	\$0	\$0
Preliminary Engineering Consulting (PC)	\$0	\$0	\$0	\$0	\$0	\$0
Right-of-Way (RW)	\$0	\$0	\$0	\$0	\$0	\$0
Utilities (UT)	\$0	\$0	\$0	\$0	\$0	\$0
Construction Engineering (CE)	\$7,827,000	\$0	\$0	\$0	\$0	\$0
Construction (CN)	\$32,777,000	\$0	\$0	\$0	\$0	\$0
Yearly Project Cost*	\$40,604,000	\$0	\$0	\$0	\$0	\$0



I-84, Garrity Interchange to Meridian Interchange, Traffic Control Phase (10459)

Key # : 11006

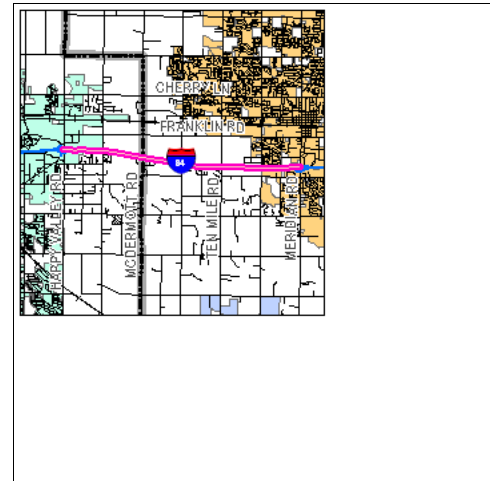
Traffic control phase for the widening project on I-84 between Garrity Interchange and Meridian Interchange. Total = \$4,023,000 (50% Ada County and 50% Canyon County) Northern Ada County and FY2006-2007 GARVEE funding portion.

Project Year: 2008
 Previous Expenditures: \$9,459,000
 Local Match: 100.00%
 Local Share: \$2,011,000
 Federal Share: \$0
 Total Project Cost: \$2,011,000

Requesting Agency ITD

Funding Source: FY2006-2007 GARVEE

	2008	2009	2010	2011	2012	PD
Preliminary Engineering (PE)	\$0	\$0	\$0	\$0	\$0	\$0
Preliminary Engineering Consulting (PC)	\$0	\$0	\$0	\$0	\$0	\$0
Right-of-Way (RW)	\$0	\$0	\$0	\$0	\$0	\$0
Utilities (UT)	\$0	\$0	\$0	\$0	\$0	\$0
Construction Engineering (CE)	\$402,000	\$0	\$0	\$0	\$0	\$0
Construction (CN)	\$1,609,000	\$0	\$0	\$0	\$0	\$0
Yearly Project Cost*	\$2,011,000	\$0	\$0	\$0	\$0	\$0



I-84, Gowen Road to Isaacs Canyon Rebuild

Key # : 09814

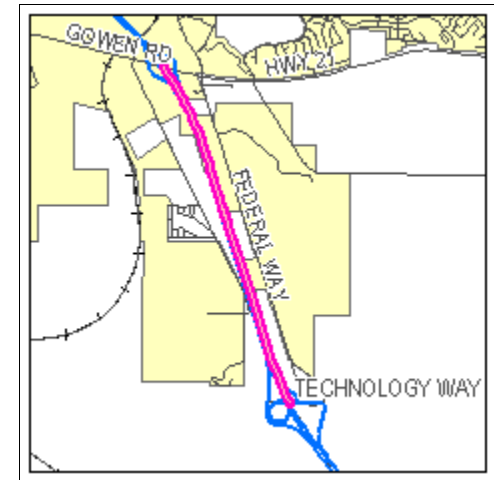
Resurface three (3) miles of I-84, two (2) lanes each way with a "crack and seat" overlay between Gowen Road and Isaacs Canyon interchanges. FY2008 GARVEE funding portion.

Project Year: 2008
Previous Expenditures: \$12,690,000
Local Match: 100.00%
Local Share: \$450,000
Federal Share: \$0
Total Project Cost: \$450,000

Requesting Agency ITD

Funding Source: FY2008 GARVEE

	2008	2009	2010	2011	2012	PD
Preliminary Engineering (PE)	\$0	\$0	\$0	\$0	\$0	\$0
Preliminary Engineering Consulting (PC)	\$0	\$0	\$0	\$0	\$0	\$0
Right-of-Way (RW)	\$0	\$0	\$0	\$0	\$0	\$0
Utilities (UT)	\$0	\$0	\$0	\$0	\$0	\$0
Construction Engineering (CE)	\$0	\$0	\$0	\$0	\$0	\$0
Construction (CN)	\$373,000	\$0	\$0	\$0	\$0	\$0
Yearly Project Cost*	\$373,000	\$0	\$0	\$0	\$0	\$0



I-84, Karcher Interchange to Five Mile Road

Key # : 10002

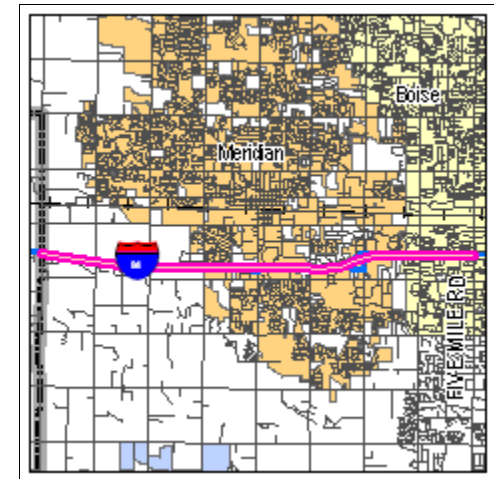
Start preliminary engineering and environmental studies for sixteen (16) miles of I-84 from Karcher Interchange to Five Mile Road. Total project cost is \$1,452,000 (35% Ada County and 65% Canyon County). Ada County portion.

Project Year: 2008
 Previous Expenditures: \$7,778,000
 Local Match: 100.00%
 Local Share: \$508,000
 Federal Share: \$0
 Total Project Cost: \$508,000

Requesting Agency ITD

Funding Source: FY2008 GARVEE

	2008	2009	2010	2011	2012	PD
Preliminary Engineering (PE)	\$0	\$0	\$0	\$0	\$0	\$0
Preliminary Engineering Consulting (PC)	\$0	\$0	\$0	\$0	\$0	\$0
Right-of-Way (RW)	\$508,000	\$0	\$0	\$0	\$0	\$0
Utilities (UT)	\$0	\$0	\$0	\$0	\$0	\$0
Construction Engineering (CE)	\$0	\$0	\$0	\$0	\$0	\$0
Construction (CN)	\$0	\$0	\$0	\$0	\$0	\$0
Yearly Project Cost*	\$508,000	\$0	\$0	\$0	\$0	\$0



I-84, Meridian Road to Garrity Boulevard

Key # : 09733

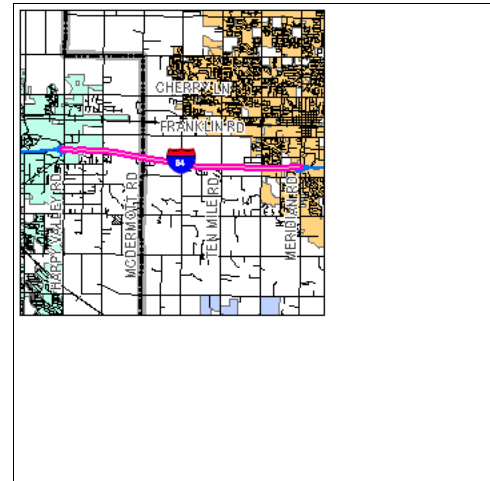
Install six (6) miles of fiber optic cable along I-84 in an existing ITD underground conduit. Install five (5) closed circuit television (CCTV) cameras at one mile intervals on 50-foot poles. Install eleven (11) vehicle detector stations at half-mile intervals. These detectors will be installed on 30-foot poles and will be able to determine vehicle speeds, vehicle counts, and determine lane occupancy. Total project cost is \$430,000 (67% Ada County and 33% Canyon County). Ada County portion.

Project Year: 2008
Previous Expenditures: \$5,000
Local Match: 7.34%
Local Share: \$21,147
Federal Share: \$266,953
Total Project Cost: \$288,100

Requesting Agency ITD

Funding Source: CMAQ

	2008	2009	2010	2011	2012	PD
Preliminary Engineering (PE)	\$0	\$0	\$0	\$0	\$0	\$0
Preliminary Engineering Consulting (PC)	\$20,100	\$0	\$0	\$0	\$0	\$0
Right-of-Way (RW)	\$0	\$0	\$0	\$0	\$0	\$0
Utilities (UT)	\$0	\$0	\$0	\$0	\$0	\$0
Construction Engineering (CE)	\$10,050	\$0	\$0	\$0	\$0	\$0
Construction (CN)	\$257,950	\$0	\$0	\$0	\$0	\$0
Yearly Project Cost*	\$288,100	\$0	\$0	\$0	\$0	\$0



I-84, Orchard Interchange

Reconstruct interchange to accommodate future widening of I-84. Future GARVEE funding portion. Funding and projects shown beyond FY2008 are pending subject to further review and annual approval from the Idaho Legislature.

Key # : 09817

Project Year: 2009
Previous Expenditures: \$2,340,000
Local Match: 100.00%
Local Share: \$39,941,000
Federal Share: \$0
Total Project Cost: \$39,941,000

Requesting Agency ITD

Funding Source: Future GARVEE

	2008	2009	2010	2011	2012	PD
Preliminary Engineering (PE)	\$0	\$0	\$0	\$0	\$0	\$0
Preliminary Engineering Consulting (PC)	\$0	\$0	\$0	\$0	\$0	\$0
Right-of-Way (RW)	\$0	\$4,659,000	\$0	\$0	\$0	\$0
Utilities (UT)	\$0	\$0	\$0	\$0	\$0	\$0
Construction Engineering (CE)	\$4,601,000	\$0	\$0	\$0	\$0	\$0
Construction (CN)	\$0	\$30,681,000	\$0	\$0	\$0	\$0
Yearly Project Cost*	\$4,601,000	\$35,340,000	\$0	\$0	\$0	\$0



I-84, Orchard Interchange

Key # : 09817

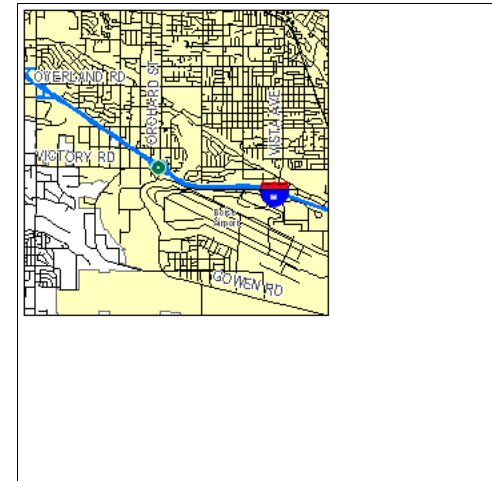
Reconstruct interchange to accommodate future widening of I-84. FY2006-2007 GARVEE funding portion.

Project Year: 2008
 Previous Expenditures: \$2,340,000
 Local Match: 100.00%
 Local Share: \$457,000
 Federal Share: \$0
 Total Project Cost: \$457,000

Requesting Agency ITD

Funding Source: FY2006-2007 GARVEE

	2008	2009	2010	2011	2012	PD
Preliminary Engineering (PE)	\$50,000	\$0	\$0	\$0	\$0	\$0
Preliminary Engineering Consulting (PC)	\$407,000	\$0	\$0	\$0	\$0	\$0
Right-of-Way (RW)	\$0	\$0	\$0	\$0	\$0	\$0
Utilities (UT)	\$0	\$0	\$0	\$0	\$0	\$0
Construction Engineering (CE)	\$0	\$0	\$0	\$0	\$0	\$0
Construction (CN)	\$0	\$0	\$0	\$0	\$0	\$0
Yearly Project Cost*	\$457,000	\$0	\$0	\$0	\$0	\$0



I-84, Orchard Street to Vista Avenue Widening

Key # : 09820

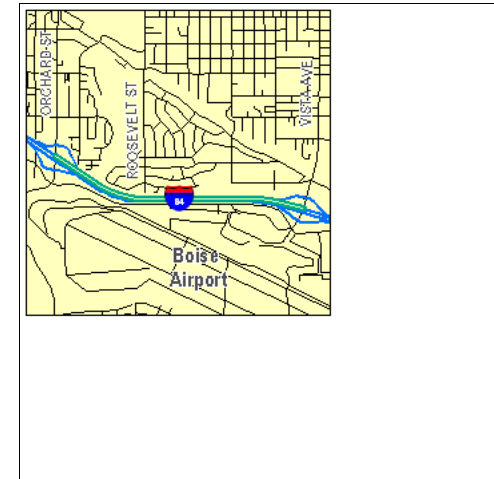
Resurface 1.5 miles of existing lanes on I-84 with "crack and seat" overlay. Add third lane in each direction. Future GARVEE funding portion. Funding and projects shown beyond FY2008 are pending subject to further review and annual approval from the Idaho Legislature.

Project Year: 2009
Previous Expenditures: \$1,000,000
Local Match: 100.00%
Local Share: \$31,147,000
Federal Share: \$0
Total Project Cost: \$31,147,000

Requesting Agency ITD

Funding Source: Future GARVEE

	2008	2009	2010	2011	2012	PD
Preliminary Engineering (PE)	\$0	\$0	\$0	\$0	\$0	\$0
Preliminary Engineering Consulting (PC)	\$0	\$0	\$0	\$0	\$0	\$0
Right-of-Way (RW)	\$0	\$303,000	\$0	\$0	\$0	\$0
Utilities (UT)	\$0	\$0	\$0	\$0	\$0	\$0
Construction Engineering (CE)	\$0	\$4,023,000	\$0	\$0	\$0	\$0
Construction (CN)	\$0	\$26,821,000	\$0	\$0	\$0	\$0
Yearly Project Cost*	\$0	\$31,147,000	\$0	\$0	\$0	\$0



I-84, Orchard Street to Vista Avenue Widening

Key # : 09820

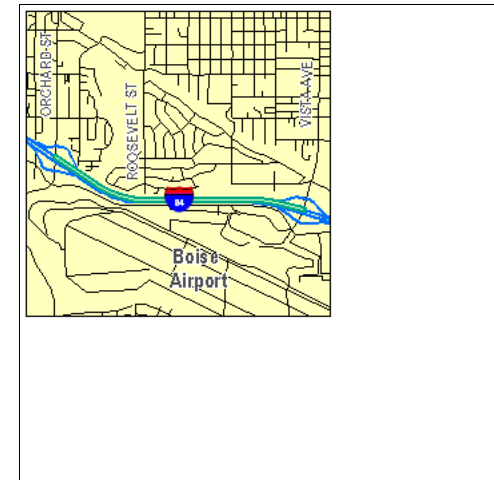
Resurface 1.5 miles of existing lanes on I-84 with "crack and seat" overlay. Add third lane in each direction. FY2006-2007 GARVEE funding portion.

Project Year: 2008
Previous Expenditures: \$1,000,000
Local Match: 100.00%
Local Share: \$800,000
Federal Share: \$0
Total Project Cost: \$800,000

Requesting Agency ITD

Funding Source: FY2006-2007 GARVEE

	2008	2009	2010	2011	2012	PD
Preliminary Engineering (PE)	\$50,000	\$0	\$0	\$0	\$0	\$0
Preliminary Engineering Consulting (PC)	\$750,000	\$0	\$0	\$0	\$0	\$0
Right-of-Way (RW)	\$0	\$0	\$0	\$0	\$0	\$0
Utilities (UT)	\$0	\$0	\$0	\$0	\$0	\$0
Construction Engineering (CE)	\$0	\$0	\$0	\$0	\$0	\$0
Construction (CN)	\$0	\$0	\$0	\$0	\$0	\$0
Yearly Project Cost*	\$800,000	\$0	\$0	\$0	\$0	\$0



I-84, Orchard Street to Vista Avenue Widening

Resurface 1.5 miles of existing lanes on I-84 with "crack and seat" overlay. Add third lane in each direction. FY2008 GARVEE funding portion.

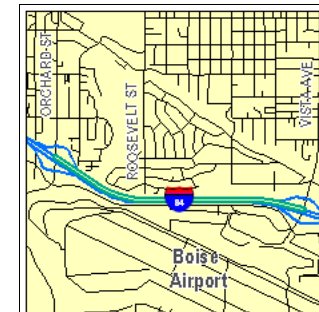
Key # : 09820

Project Year: 2009
Previous Expenditures: \$1,000,000
Local Match: 7.73%
Local Share: \$147,798
Federal Share: \$1,764,202
Total Project Cost: \$1,912,000

Requesting Agency ITD

Funding Source: FY2008 GARVEE

	2008	2009	2010	2011	2012	PD
Preliminary Engineering (PE)	\$100,000	\$0	\$0	\$0	\$0	\$0
Preliminary Engineering Consulting (PC)	\$1,812,000	\$0	\$0	\$0	\$0	\$0
Right-of-Way (RW)	\$0	\$0	\$0	\$0	\$0	\$0
Utilities (UT)	\$0	\$0	\$0	\$0	\$0	\$0
Construction Engineering (CE)	\$0	\$0	\$0	\$0	\$0	\$0
Construction (CN)	\$0	\$0	\$0	\$0	\$0	\$0
Yearly Project Cost*	\$1,912,000	\$0	\$0	\$0	\$0	\$0



I-84, Regina to Cleft

Key # : 11045

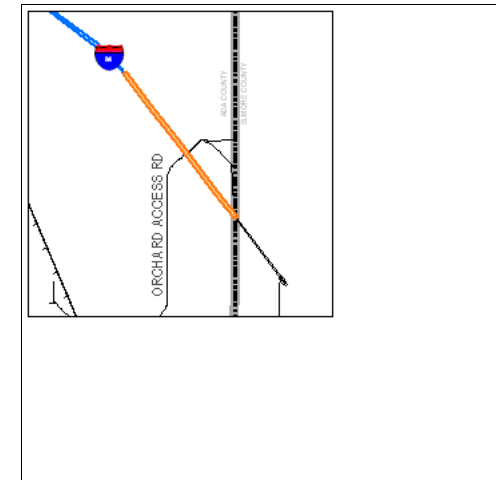
Pavement rehabilitation. Total project cost is \$8,175,000 (20% Ada County and 80% Elmore County). Ada County portion.

Project Year: 2011
Previous Expenditures: \$0
Local Match: 7.73%
Local Share: \$126,385
Federal Share: \$1,508,615
Total Project Cost: \$1,635,000

Requesting Agency ITD

Funding Source: Pavement Preservation

	2008	2009	2010	2011	2012	PD
Preliminary Engineering (PE)	\$0	\$10,000	\$0	\$0	\$0	\$0
Preliminary Engineering Consulting (PC)	\$0	\$15,000	\$0	\$0	\$0	\$0
Right-of-Way (RW)	\$0	\$0	\$0	\$0	\$0	\$0
Utilities (UT)	\$0	\$0	\$0	\$0	\$0	\$0
Construction Engineering (CE)	\$0	\$0	\$0	\$210,000	\$0	\$0
Construction (CN)	\$0	\$0	\$0	\$1,400,000	\$0	\$0
Yearly Project Cost*	\$0	\$25,000	\$0	\$1,610,000	\$0	\$0



I-84, Robinson Road and Black Cat Road Bridge Reconstruction (10459)

Key # : 11007

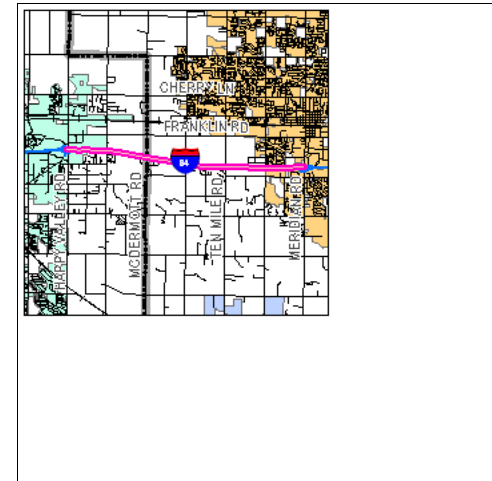
Widen the Robinson Road and Black Cat Road bridges to accommodate the widening project on I-84 from Garrity Interchange to Meridian Interchange. Total = \$16,526,000 (50% Ada County and 50% Canyon County) Northern Ada County and FY2006-2007 GARVEE funding portion.

Project Year: 2008
 Previous Expenditures: \$9,459,000
 Local Match: 100.00%
 Local Share: \$8,262,000
 Federal Share: \$0
 Total Project Cost: \$8,262,000

Requesting Agency ITD

Funding Source: FY2006-2007 GARVEE

	2008	2009	2010	2011	2012	PD
Preliminary Engineering (PE)	\$25,000	\$0	\$0	\$0	\$0	\$0
Preliminary Engineering Consulting (PC)	\$917,000	\$0	\$0	\$0	\$0	\$0
Right-of-Way (RW)	\$0	\$0	\$0	\$0	\$0	\$0
Utilities (UT)	\$0	\$0	\$0	\$0	\$0	\$0
Construction Engineering (CE)	\$1,652,000	\$0	\$0	\$0	\$0	\$0
Construction (CN)	\$5,668,000	\$0	\$0	\$0	\$0	\$0
Yearly Project Cost*	\$8,262,000	\$0	\$0	\$0	\$0	\$0



I-84, Ten Mile Creek Widening, Meridian (10459)

Key # : 11002

Widen the bridge over Ten Mile Creek on I-84. FY2006-2007 GARVEE funding portion.

Project Year: 2008

Previous Expenditures: \$9,459,000

Local Match: 100.00%

Local Share: \$440,000

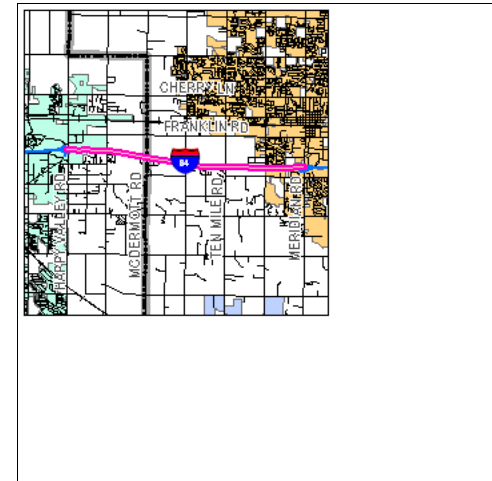
Federal Share: \$0

Total Project Cost: \$440,000

Requesting Agency ITD

Funding Source: FY2006-2007 GARVEE

	2008	2009	2010	2011	2012	PD
Preliminary Engineering (PE)	\$0	\$0	\$0	\$0	\$0	\$0
Preliminary Engineering Consulting (PC)	\$0	\$0	\$0	\$0	\$0	\$0
Right-of-Way (RW)	\$0	\$0	\$0	\$0	\$0	\$0
Utilities (UT)	\$0	\$0	\$0	\$0	\$0	\$0
Construction Engineering (CE)	\$88,000	\$0	\$0	\$0	\$0	\$0
Construction (CN)	\$352,000	\$0	\$0	\$0	\$0	\$0
Yearly Project Cost*	\$440,000	\$0	\$0	\$0	\$0	\$0



I-84, Ten Mile Interchange

Key # : 09815

Construct new I-84 interchange at Ten Mile Road. Widen Ten Mile Road from Overland Road to Franklin Road. GARVEE funding portion. FY2006-2007 GARVEE funding portion.

Project Year: 2009
 Previous Expenditures: \$7,000,000
 Local Match: 100.00%
 Local Share: \$8,669,000
 Federal Share: \$0
 Total Project Cost: **\$8,669,000**

Requesting Agency ITD

Funding Source: FTA 5307

	2008	2009	2010	2011	2012	PD
Preliminary Engineering (PE)	\$0	\$0	\$0	\$0	\$0	\$0
Preliminary Engineering Consulting (PC)	\$0	\$0	\$0	\$0	\$0	\$0
Right-of-Way (RW)	\$8,669,000	\$0	\$0	\$0	\$0	\$0
Utilities (UT)	\$0	\$0	\$0	\$0	\$0	\$0
Construction Engineering (CE)	\$0	\$0	\$0	\$0	\$0	\$0
Construction (CN)	\$0	\$0	\$0	\$0	\$0	\$0
Yearly Project Cost*	\$8,669,000	\$0	\$0	\$0	\$0	\$0



I-84, Ten Mile Interchange

Construct new I-84 interchange at Ten Mile Road. Widen Ten Mile Road from Overland Road to Franklin Road. Future GARVEE funding portion. Funding and projects shown beyond FY2008 are pending subject to further review and annual approval from the Idaho Legislature.

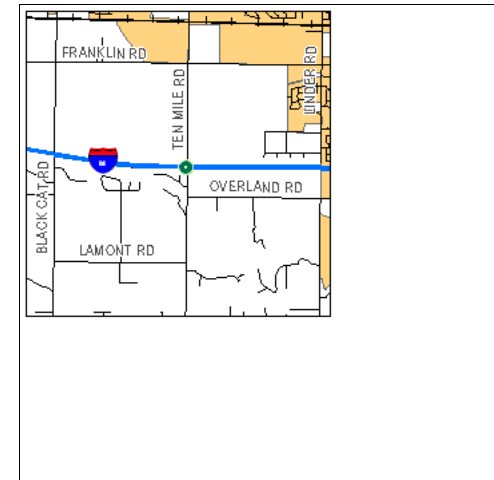
Key # : 09815

Project Year: 2009
Previous Expenditures: \$7,000,000
Local Match: 7.73%
Local Share: \$4,702,468
Federal Share: \$56,131,532
Total Project Cost: \$60,834,000

Requesting Agency ITD

Funding Source: Future GARVEE

	2008	2009	2010	2011	2012	PD
Preliminary Engineering (PE)	\$0	\$0	\$0	\$0	\$0	\$0
Preliminary Engineering Consulting (PC)	\$0	\$0	\$0	\$0	\$0	\$0
Right-of-Way (RW)	\$0	\$0	\$0	\$0	\$0	\$0
Utilities (UT)	\$0	\$0	\$0	\$0	\$0	\$0
Construction Engineering (CE)	\$0	\$7,934,000	\$0	\$0	\$0	\$0
Construction (CN)	\$0	\$52,900,000	\$0	\$0	\$0	\$0
Yearly Project Cost*	\$0	\$60,834,000	\$0	\$0	\$0	\$0



I-84, Ten Mile Interchange

Key # : 09815

Construct new I-84 interchange at Ten Mile Road. Widen Ten Mile Road from Overland Road to Franklin Road. GARVEE funding portion. FY2008 GARVEE funding portion.

Project Year: 2009
Previous Expenditures: \$7,000,000
Local Match: 100.00%
Local Share: \$11,397,000
Federal Share: \$0
Total Project Cost: \$11,397,000

Requesting Agency ITD

Funding Source: FY2008 GARVEE

	2008	2009	2010	2011	2012	PD
Preliminary Engineering (PE)	\$0	\$0	\$0	\$0	\$0	\$0
Preliminary Engineering Consulting (PC)	\$0	\$0	\$0	\$0	\$0	\$0
Right-of-Way (RW)	\$11,397,000	\$0	\$0	\$0	\$0	\$0
Utilities (UT)	\$0	\$0	\$0	\$0	\$0	\$0
Construction Engineering (CE)	\$0	\$0	\$0	\$0	\$0	\$0
Construction (CN)	\$0	\$0	\$0	\$0	\$0	\$0
Yearly Project Cost*	\$11,397,000	\$0	\$0	\$0	\$0	\$0



I-84, Ten Mile Road Overpass, Meridian

Replace girders that span westbound I-84 due to the bridge being struck by a vehicle.

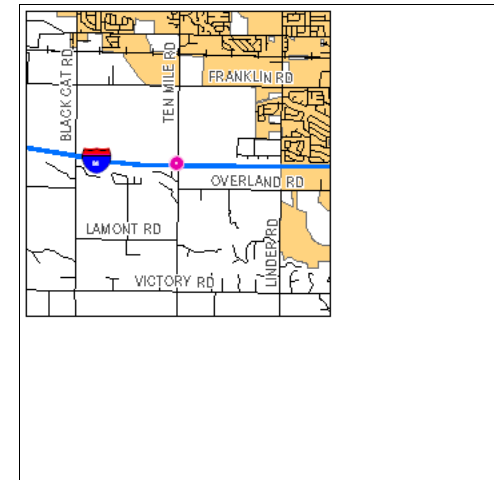
Key # : 10975

Project Year: 2008
Previous Expenditures: \$288,000
Local Match: 100.00%
Local Share: \$700,000
Federal Share: \$0
Total Project Cost: \$700,000

Requesting Agency ITD

Funding Source: State Funded Unallocated

	2008	2009	2010	2011	2012	PD
Preliminary Engineering (PE)	\$0	\$0	\$0	\$0	\$0	\$0
Preliminary Engineering Consulting (PC)	\$0	\$0	\$0	\$0	\$0	\$0
Right-of-Way (RW)	\$0	\$0	\$0	\$0	\$0	\$0
Utilities (UT)	\$0	\$0	\$0	\$0	\$0	\$0
Construction Engineering (CE)	\$0	\$0	\$0	\$0	\$0	\$0
Construction (CN)	\$700,000	\$0	\$0	\$0	\$0	\$0
Yearly Project Cost*	\$700,000	\$0	\$0	\$0	\$0	\$0



I-84, Vista Avenue to Broadway Avenue Widening

Key # : 09823

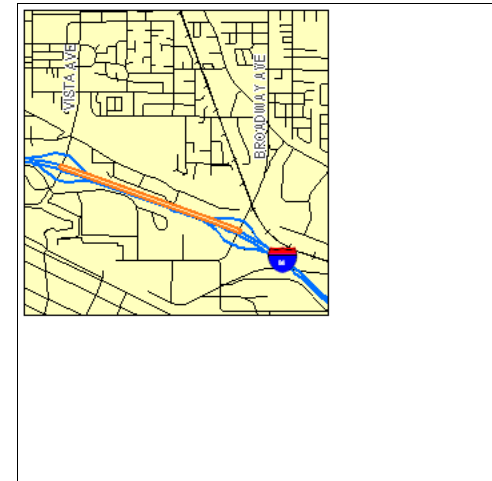
Resurface one (1) mile of existing lanes on I-84 with "crack and seat" overlay. Widen the same section to three (3) lanes in each direction. Future GARVEE funding portion. Funding and projects shown beyond FY2008 are pending subject to further review and annual approval from the Idaho Legislature.

Project Year: 2011
Previous Expenditures: \$0
Local Match: 100.00%
Local Share: \$25,006,000
Federal Share: \$0
Total Project Cost: \$25,006,000

Requesting Agency ITD

Funding Source: Future GARVEE

	2008	2009	2010	2011	2012	PD
Preliminary Engineering (PE)	\$0	\$0	\$0	\$0	\$0	\$0
Preliminary Engineering Consulting (PC)	\$0	\$0	\$0	\$0	\$0	\$0
Right-of-Way (RW)	\$0	\$0	\$0	\$0	\$0	\$0
Utilities (UT)	\$0	\$0	\$0	\$0	\$0	\$0
Construction Engineering (CE)	\$0	\$0	\$0	\$3,261,000	\$0	\$0
Construction (CN)	\$0	\$0	\$0	\$21,745,000	\$0	\$0
Yearly Project Cost*	\$0	\$0	\$0	\$25,006,000	\$0	\$0



I-84, Vista Avenue to Broadway Avenue Widening

Key # : 09823

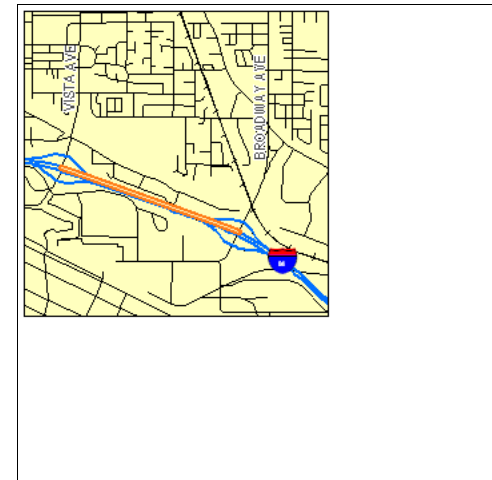
Resurface one (1) mile of existing lanes on I-84 with "crack and seat" overlay. Widen the same section to three (3) lanes in each direction. FY2008 GARVEE funding portion.

Project Year: 2011
 Previous Expenditures: \$0
 Local Match: 100.00%
 Local Share: \$605,000
 Federal Share: \$0
 Total Project Cost: \$605,000

Requesting Agency ITD

Funding Source: FY2008 GARVEE

	2008	2009	2010	2011	2012	PD
Preliminary Engineering (PE)	\$0	\$0	\$0	\$0	\$0	\$0
Preliminary Engineering Consulting (PC)	\$0	\$0	\$0	\$0	\$0	\$0
Right-of-Way (RW)	\$605,000	\$0	\$0	\$0	\$0	\$0
Utilities (UT)	\$0	\$0	\$0	\$0	\$0	\$0
Construction Engineering (CE)	\$0	\$0	\$0	\$0	\$0	\$0
Construction (CN)	\$0	\$0	\$0	\$0	\$0	\$0
Yearly Project Cost*	\$605,000	\$0	\$0	\$0	\$0	\$0



I-84, Vista Interchange

Key # : 09818

Reconstruct interchange to accommodate future widening of I-84. Future GARVEE funding portion. Funding and projects shown beyond FY2008 are pending subject to further review and annual approval from the Idaho Legislature.

Project Year: 2011
Previous Expenditures: \$0
Local Match: 100.00%
Local Share: \$80,279,000
Federal Share: \$0
Total Project Cost: \$80,279,000

Requesting Agency ITD

Funding Source: Future GARVEE

	2008	2009	2010	2011	2012	PD
Preliminary Engineering (PE)	\$0	\$0	\$0	\$0	\$0	\$0
Preliminary Engineering Consulting (PC)	\$0	\$0	\$0	\$0	\$0	\$0
Right-of-Way (RW)	\$0	\$0	\$7,321,000	\$0	\$0	\$0
Utilities (UT)	\$0	\$0	\$0	\$0	\$0	\$0
Construction Engineering (CE)	\$0	\$0	\$0	\$9,516,000	\$0	\$0
Construction (CN)	\$0	\$0	\$0	\$63,442,000	\$0	\$0
Yearly Project Cost*	\$0	\$0	\$7,321,000	\$72,958,000	\$0	\$0



I-84, Vista Interchange

Key # : 09818

Reconstruct interchange to accommodate future widening of I-84. FY2008 GARVEE funding portion.

Project Year: 2011
Previous Expenditures: \$0
Local Match: 100.00%
Local Share: \$2,472,000
Federal Share: \$0
Total Project Cost: \$2,472,000

Requesting Agency ITD

Funding Source: FY2008 GARVEE

	2008	2009	2010	2011	2012	PD
Preliminary Engineering (PE)	\$50,000	\$0	\$0	\$0	\$0	\$0
Preliminary Engineering Consulting (PC)	\$2,422,000	\$0	\$0	\$0	\$0	\$0
Right-of-Way (RW)	\$0	\$0	\$0	\$0	\$0	\$0
Utilities (UT)	\$0	\$0	\$0	\$0	\$0	\$0
Construction Engineering (CE)	\$0	\$0	\$0	\$0	\$0	\$0
Construction (CN)	\$0	\$0	\$0	\$0	\$0	\$0
Yearly Project Cost*	\$2,472,000	\$0	\$0	\$0	\$0	\$0



Liberty Street Railroad Crossing

Railroad gate and signal.

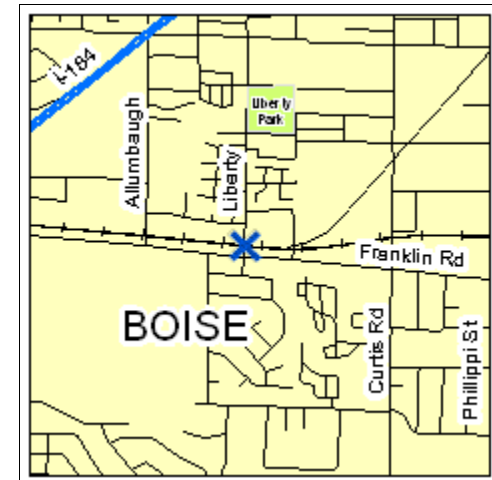
Key # : 10001

Project Year: 2008
 Previous Expenditures: \$0
 Local Match: 0.00%
 Local Share: \$0
 Federal Share: \$200,000
 Total Project Cost: **\$200,000**

Requesting Agency ITD

Funding Source: Safety - SAFETEA-LU Rail

	2008	2009	2010	2011	2012	PD
Preliminary Engineering (PE)	\$0	\$0	\$0	\$0	\$0	\$0
Preliminary Engineering Consulting (PC)	\$0	\$0	\$0	\$0	\$0	\$0
Right-of-Way (RW)	\$0	\$0	\$0	\$0	\$0	\$0
Utilities (UT)	\$0	\$0	\$0	\$0	\$0	\$0
Construction Engineering (CE)	\$0	\$0	\$0	\$0	\$0	\$0
Construction (CN)	\$200,000	\$0	\$0	\$0	\$0	\$0
Yearly Project Cost*	\$200,000	\$0	\$0	\$0	\$0	\$0



Locust Grove Railroad Crossing

Add railroad gates and signals.

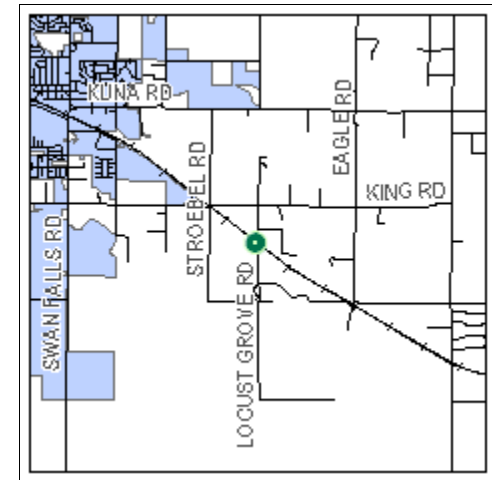
Key # : 10552

Project Year: 2010
Previous Expenditures: \$0
Local Match: 0.00%
Local Share: \$0
Federal Share: \$350,000
Total Project Cost: \$350,000

Requesting Agency ITD

Funding Source: Safety - SAFETEA-LU Rail

	2008	2009	2010	2011	2012	PD
Preliminary Engineering (PE)	\$0	\$0	\$0	\$0	\$0	\$0
Preliminary Engineering Consulting (PC)	\$0	\$0	\$0	\$0	\$0	\$0
Right-of-Way (RW)	\$0	\$0	\$0	\$0	\$0	\$0
Utilities (UT)	\$0	\$0	\$0	\$0	\$0	\$0
Construction Engineering (CE)	\$0	\$0	\$0	\$0	\$0	\$0
Construction (CN)	\$0	\$0	\$350,000	\$0	\$0	\$0
Yearly Project Cost*	\$0	\$0	\$350,000	\$0	\$0	\$0



Locust Grove Road, Grade Separation at I-84

Key # : 08048

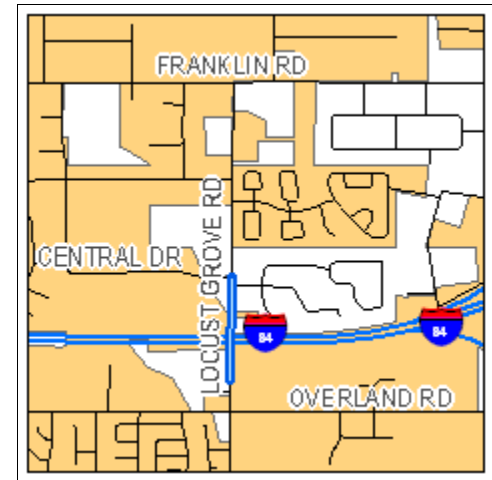
Construct new interstate overpass 500 feet north of Overland Road to Central Way and Bentley Avenue. Build to four (4) to five (5) lanes. STP-TMA funding portion. Advance construction beginning in 2007 with payback through 2008.

Project Year: 2007
 Previous Expenditures: \$8,830,000
 Local Match: 7.73%
 Local Share: \$27,055
 Federal Share: \$322,945
 Total Project Cost: **\$350,000**

Requesting Agency ACHD/ITD/Meridian

Funding Source: STP-TMA

	2008	2009	2010	2011	2012	PD
Preliminary Engineering (PE)	\$0	\$0	\$0	\$0	\$0	\$0
Preliminary Engineering Consulting (PC)	\$0	\$0	\$0	\$0	\$0	\$0
Right-of-Way (RW)	\$0	\$0	\$0	\$0	\$0	\$0
Utilities (UT)	\$0	\$0	\$0	\$0	\$0	\$0
Construction Engineering (CE)	\$0	\$0	\$0	\$0	\$0	\$0
Construction (CN)	\$350,000	\$0	\$0	\$0	\$0	\$0
Yearly Project Cost*	\$350,000	\$0	\$0	\$0	\$0	\$0



Maple Grove Road, Franklin Road to Fairview Avenue

Key # : 07192

Widen roadway to five (5) lanes with bike lanes, sidewalk, railroad crossing improvement, and conduit for future signal at Irving Street. This includes rebuilding Bridge #151 and the intersection of Fairview Avenue and Maple Grove Road. The Fairview Avenue intersection will include double left turns on all legs, two (2) through lanes on all legs, and right turn lanes on the east and west bound legs. Advance construction beginning in 2007 with payback through 2008.

Project Year: 2007
Previous Expenditures: \$14,226,000
Local Match: 7.34%
Local Share: \$161,480
Federal Share: \$2,038,520
Total Project Cost: \$2,200,000

Requesting Agency ACHD

Funding Source: STP-TMA

	2008	2009	2010	2011	2012	PD
Preliminary Engineering (PE)	\$0	\$0	\$0	\$0	\$0	\$0
Preliminary Engineering Consulting (PC)	\$0	\$0	\$0	\$0	\$0	\$0
Right-of-Way (RW)	\$0	\$0	\$0	\$0	\$0	\$0
Utilities (UT)	\$0	\$0	\$0	\$0	\$0	\$0
Construction Engineering (CE)	\$0	\$0	\$0	\$0	\$0	\$0
Construction (CN)	\$2,200,000	\$0	\$0	\$0	\$0	\$0
Yearly Project Cost*	\$2,200,000	\$0	\$0	\$0	\$0	\$0



Meridian Road and Main Street, Franklin Road to Cherry/Fairview Avenue

Key # : RD205-07

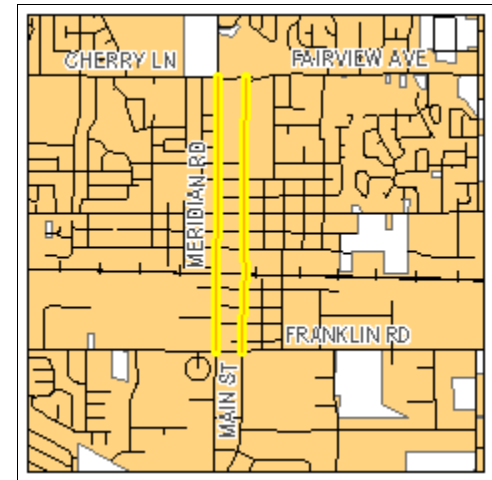
Construct the northern portion (north of Franklin Road) of the Split Corridor roadway project (Phase 2).
Includes the cross-over portion between Main and Meridian Road.

Project Year: 2012
 Previous Expenditures: \$0
 Local Match: 100.00%
 Local Share: \$8,838,000
 Federal Share: \$0
 Total Project Cost: \$8,838,000

Requesting Agency ACHD

Funding Source: Local

	2008	2009	2010	2011	2012	PD
Preliminary Engineering (PE)	\$0	\$0	\$0	\$0	\$0	\$0
Preliminary Engineering Consulting (PC)	\$335,000	\$335,000	\$0	\$0	\$0	\$0
Right-of-Way (RW)	\$0	\$0	\$3,730,000	\$0	\$0	\$0
Utilities (UT)	\$0	\$0	\$0	\$0	\$0	\$0
Construction Engineering (CE)	\$0	\$0	\$0	\$0	\$70,000	\$0
Construction (CN)	\$0	\$0	\$0	\$0	\$4,368,000	\$0
Yearly Project Cost*	\$335,000	\$335,000	\$3,730,000	\$0	\$4,438,000	\$0



Meridian Road and Main Street, I-84 to Franklin Road

Key # : RD205-06

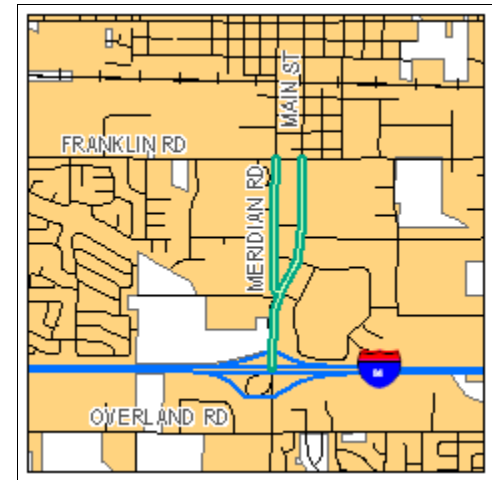
Construct the southern portion (south of Franklin Road) of the Split Corridor roadway project (Phase 1).
Includes the reconstruction of the Main/Waltman/Central intersection.

Project Year: 2009
 Previous Expenditures: \$0
 Local Match: 100.00%
 Local Share: \$4,262,000
 Federal Share: \$0
 Total Project Cost: \$4,262,000

Requesting Agency ACHD

Funding Source: Local

	2008	2009	2010	2011	2012	PD
Preliminary Engineering (PE)	\$0	\$0	\$0	\$0	\$0	\$0
Preliminary Engineering Consulting (PC)	\$0	\$0	\$0	\$0	\$0	\$0
Right-of-Way (RW)	\$160,000	\$0	\$0	\$0	\$0	\$0
Utilities (UT)	\$0	\$0	\$0	\$0	\$0	\$0
Construction Engineering (CE)	\$0	\$70,000	\$0	\$0	\$0	\$0
Construction (CN)	\$0	\$4,032,000	\$0	\$0	\$0	\$0
Yearly Project Cost*	\$160,000	\$4,102,000	\$0	\$0	\$0	\$0



Merrill Park Boise River Bridge Project

Key # : 09757

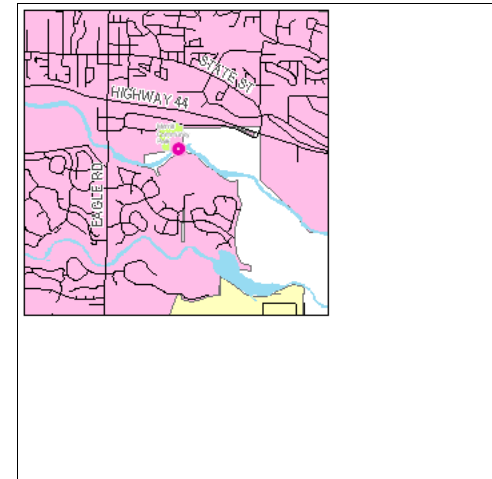
Pave approximately 1,000 feet of a ten (10)-foot wide existing unpaved pedestrian pathway to link with the west edge of an existing paved pathway. This project includes landscaping, signage, and a single span bridge that will provide the only link of two regional pathway systems across the North Channel of the Boise River.

Project Year: 2008
Previous Expenditures: \$100,000
Local Match: 12.89%
Local Share: \$59,165
Federal Share: \$399,835
Total Project Cost: \$459,000

Requesting Agency City of Eagle

Funding Source: STP-E

	2008	2009	2010	2011	2012	PD
Preliminary Engineering (PE)	\$0	\$0	\$0	\$0	\$0	\$0
Preliminary Engineering Consulting (PC)	\$0	\$0	\$0	\$0	\$0	\$0
Right-of-Way (RW)	\$0	\$0	\$0	\$0	\$0	\$0
Utilities (UT)	\$0	\$0	\$0	\$0	\$0	\$0
Construction Engineering (CE)	\$55,000	\$0	\$0	\$0	\$0	\$0
Construction (CN)	\$404,000	\$0	\$0	\$0	\$0	\$0
Yearly Project Cost*	\$459,000	\$0	\$0	\$0	\$0	\$0



Metropolitan Planning - FY2008

Key # : 10688

MPO planning funds from the Federal Highway Administration. Total \$985,574. Northern Ada County portion.

Project Year: 2008
 Previous Expenditures: \$0
 Local Match: 7.34%
 Local Share: \$53,518
 Federal Share: \$675,610
 Total Project Cost: \$729,128

Requesting Agency COMPASS

Funding Source: Other Federal

	2008	2009	2010	2011	2012	PD
Preliminary Engineering (PE)	\$0	\$0	\$0	\$0	\$0	\$0
Preliminary Engineering Consulting (PC)	\$0	\$0	\$0	\$0	\$0	\$0
Right-of-Way (RW)	\$0	\$0	\$0	\$0	\$0	\$0
Utilities (UT)	\$0	\$0	\$0	\$0	\$0	\$0
Construction Engineering (CE)	\$0	\$0	\$0	\$0	\$0	\$0
Construction (CN)	\$729,128	\$0	\$0	\$0	\$0	\$0
Yearly Project Cost*	\$729,128	\$0	\$0	\$0	\$0	\$0



Metropolitan Planning - FY2009

Key # : 10693

MPO planning funds from the Federal Highway Administration. Total \$1,001,246. Northern Ada County portion.

Project Year: 2009
 Previous Expenditures: \$0
 Local Match: 7.34%
 Local Share: \$54,369
 Federal Share: \$686,353
 Total Project Cost: \$740,722

Requesting Agency COMPASS

Funding Source: Other Federal

	2008	2009	2010	2011	2012	PD
Preliminary Engineering (PE)	\$0	\$0	\$0	\$0	\$0	\$0
Preliminary Engineering Consulting (PC)	\$0	\$0	\$0	\$0	\$0	\$0
Right-of-Way (RW)	\$0	\$0	\$0	\$0	\$0	\$0
Utilities (UT)	\$0	\$0	\$0	\$0	\$0	\$0
Construction Engineering (CE)	\$0	\$0	\$0	\$0	\$0	\$0
Construction (CN)	\$0	\$740,722	\$0	\$0	\$0	\$0
Yearly Project Cost*	\$0	\$740,722	\$0	\$0	\$0	\$0



Metropolitan Planning - FY2010

Key # : 10698

MPO planning funds from the Federal Highway Administration. Total \$1,001,246. Northern Ada County portion.

Project Year: 2010
 Previous Expenditures: \$0
 Local Match: 7.34%
 Local Share: \$54,369
 Federal Share: \$686,353
 Total Project Cost: \$740,722

Requesting Agency COMPASS

Funding Source: Other Federal

	2008	2009	2010	2011	2012	PD
Preliminary Engineering (PE)	\$0	\$0	\$0	\$0	\$0	\$0
Preliminary Engineering Consulting (PC)	\$0	\$0	\$0	\$0	\$0	\$0
Right-of-Way (RW)	\$0	\$0	\$0	\$0	\$0	\$0
Utilities (UT)	\$0	\$0	\$0	\$0	\$0	\$0
Construction Engineering (CE)	\$0	\$0	\$0	\$0	\$0	\$0
Construction (CN)	\$0	\$0	\$740,722	\$0	\$0	\$0
Yearly Project Cost*	\$0	\$0	\$740,722	\$0	\$0	\$0



Metropolitan Planning - FY2011

Key # : H942

MPO planning funds from the Federal Highway Administration. Total \$1,001,246. Northern Ada County portion.

Project Year: 2011
 Previous Expenditures: \$0
 Local Match: 7.34%
 Local Share: \$54,369
 Federal Share: \$686,353
 Total Project Cost: \$740,722

Requesting Agency COMPASS

Funding Source: Other Federal

	2008	2009	2010	2011	2012	PD
Preliminary Engineering (PE)	\$0	\$0	\$0	\$0	\$0	\$0
Preliminary Engineering Consulting (PC)	\$0	\$0	\$0	\$0	\$0	\$0
Right-of-Way (RW)	\$0	\$0	\$0	\$0	\$0	\$0
Utilities (UT)	\$0	\$0	\$0	\$0	\$0	\$0
Construction Engineering (CE)	\$0	\$0	\$0	\$0	\$0	\$0
Construction (CN)	\$0	\$0	\$0	\$740,722	\$0	\$0
Yearly Project Cost*	\$0	\$0	\$0	\$740,722	\$0	\$0



Metropolitan Planning - FY2012

Key # : H950

MPO planning funds from the Federal Highway Administration. Total \$1,001,246. Northern Ada County portion.

Project Year: 2012
 Previous Expenditures: \$0
 Local Match: 7.34%
 Local Share: \$54,369
 Federal Share: \$686,353
 Total Project Cost: \$740,722

Requesting Agency COMPASS

Funding Source: Other Federal

	2008	2009	2010	2011	2012	PD
Preliminary Engineering (PE)	\$0	\$0	\$0	\$0	\$0	\$0
Preliminary Engineering Consulting (PC)	\$0	\$0	\$0	\$0	\$0	\$0
Right-of-Way (RW)	\$0	\$0	\$0	\$0	\$0	\$0
Utilities (UT)	\$0	\$0	\$0	\$0	\$0	\$0
Construction Engineering (CE)	\$0	\$0	\$0	\$0	\$0	\$0
Construction (CN)	\$0	\$0	\$0	\$0	\$740,722	\$0
Yearly Project Cost*	\$0	\$0	\$0	\$0	\$740,722	\$0



Metropolitan Planning - Transit - FY2008

Key # : 10194

MPO planning funds at statewide level from the Federal Transit Administration. Total \$353,000.
Northern Ada County portion.

Project Year: 2008
 Previous Expenditures: \$0
 Local Match: 7.36%
 Local Share: \$14,165
 Federal Share: \$178,296
 Total Project Cost: \$192,461

Requesting Agency COMPASS

Funding Source: Other Federal

	2008	2009	2010	2011	2012	PD
Preliminary Engineering (PE)	\$0	\$0	\$0	\$0	\$0	\$0
Preliminary Engineering Consulting (PC)	\$0	\$0	\$0	\$0	\$0	\$0
Right-of-Way (RW)	\$0	\$0	\$0	\$0	\$0	\$0
Utilities (UT)	\$0	\$0	\$0	\$0	\$0	\$0
Construction Engineering (CE)	\$0	\$0	\$0	\$0	\$0	\$0
Construction (CN)	\$192,461	\$0	\$0	\$0	\$0	\$0
Yearly Project Cost*	\$192,461	\$0	\$0	\$0	\$0	\$0



MPO Transportation Planning Activities - FY2008

Assist COMPASS in meeting federal transportation planning responsibilities. Ada County portion.

Key # : 09204

Project Year: 2008
Previous Expenditures: \$0
Local Match: 7.34%
Local Share: \$7,780
Federal Share: \$98,220
Total Project Cost: \$106,000

Requesting Agency COMPASS

Funding Source: STP-TMA

	2008	2009	2010	2011	2012	PD
Preliminary Engineering (PE)	\$0	\$0	\$0	\$0	\$0	\$0
Preliminary Engineering Consulting (PC)	\$0	\$0	\$0	\$0	\$0	\$0
Right-of-Way (RW)	\$0	\$0	\$0	\$0	\$0	\$0
Utilities (UT)	\$0	\$0	\$0	\$0	\$0	\$0
Construction Engineering (CE)	\$0	\$0	\$0	\$0	\$0	\$0
Construction (CN)	\$106,000	\$0	\$0	\$0	\$0	\$0
Yearly Project Cost*	\$106,000	\$0	\$0	\$0	\$0	\$0



MPO Transportation Planning Activities - FY2009

Assist COMPASS in meeting federal transportation planning responsibilities. Ada County portion.

Key # : 09506

Project Year: 2009
Previous Expenditures: \$0
Local Match: 7.34%
Local Share: \$3,890
Federal Share: \$49,110
Total Project Cost: \$53,000

Requesting Agency COMPASS

Funding Source: STP-TMA

	2008	2009	2010	2011	2012	PD
Preliminary Engineering (PE)	\$0	\$0	\$0	\$0	\$0	\$0
Preliminary Engineering Consulting (PC)	\$0	\$0	\$0	\$0	\$0	\$0
Right-of-Way (RW)	\$0	\$0	\$0	\$0	\$0	\$0
Utilities (UT)	\$0	\$0	\$0	\$0	\$0	\$0
Construction Engineering (CE)	\$0	\$0	\$0	\$0	\$0	\$0
Construction (CN)	\$0	\$53,000	\$0	\$0	\$0	\$0
Yearly Project Cost*	\$0	\$53,000	\$0	\$0	\$0	\$0



Orchard Road Signal Upgrade

Replace eleven (11) outdated traffic signal controllers and cabinets on Orchard Road in Boise. The new signal system will allow additional traffic signal timing plans which help ease congestion and improve air quality.

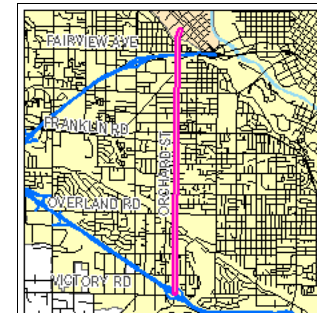
Key # : 09735

Project Year: 2008
Previous Expenditures: \$1,000
Local Match: 7.34%
Local Share: \$11,671
Federal Share: \$147,329
Total Project Cost: **\$159,000**

Requesting Agency ACHD

Funding Source: CMAQ

	2008	2009	2010	2011	2012	PD
Preliminary Engineering (PE)	\$5,000	\$0	\$0	\$0	\$0	\$0
Preliminary Engineering Consulting (PC)	\$9,000	\$0	\$0	\$0	\$0	\$0
Right-of-Way (RW)	\$0	\$0	\$0	\$0	\$0	\$0
Utilities (UT)	\$0	\$0	\$0	\$0	\$0	\$0
Construction Engineering (CE)	\$0	\$0	\$0	\$0	\$0	\$0
Construction (CN)	\$145,000	\$0	\$0	\$0	\$0	\$0
Yearly Project Cost*	\$159,000	\$0	\$0	\$0	\$0	\$0



ParkCenter Boulevard Bridge, East River Crossing

Key # : MA203-02

Construct river crossing connecting ParkCenter Boulevard with Warm Springs Avenue. The structure will have four (4) vehicular lanes and the connecting roadway will be a five (5) lane section. The project will include bike lanes, sidewalk, and a curb and gutter along the length of the project, including Greenbelt connections on both sides of the river.

Project Year: 2009
Previous Expenditures: \$1,522,542
Local Match: 100.00%
Local Share: \$17,500,000
Federal Share: \$0
Total Project Cost: \$17,500,000

Requesting Agency ACHD

Funding Source: Local

	2008	2009	2010	2011	2012	PD
Preliminary Engineering (PE)	\$0	\$0	\$0	\$0	\$0	\$0
Preliminary Engineering Consulting (PC)	\$0	\$0	\$0	\$0	\$0	\$0
Right-of-Way (RW)	\$300,000	\$0	\$0	\$0	\$0	\$0
Utilities (UT)	\$0	\$0	\$0	\$0	\$0	\$0
Construction Engineering (CE)	\$0	\$200,000	\$0	\$0	\$0	\$0
Construction (CN)	\$4,500,000	\$12,500,000	\$0	\$0	\$0	\$0
Yearly Project Cost*	\$4,800,000	\$12,700,000	\$0	\$0	\$0	\$0



Pioneer Corridor Bicycle/Pedestrian Improvements

Key # : 10488

Provides significant improvements to the Pioneer Walkway, a pedestrian and bicycle connection between the Boise River Greenbelt and downtown Boise. Work will enhance the existing pathway with grade leveling, realignment, signage, landscaping and cultural and historical elements. In addition to improving the pathway for bicycle/pedestrian commuter and recreational use, this work will catalyze nearby private development, particularly mixed-use and urban-scale residential, and bring more users to the pathway.

Project Year: 2010
Previous Expenditures: \$112,000
Local Match: 100.00%
Local Share: \$5,000
Federal Share: \$0
Total Project Cost: \$5,000

Requesting Agency Capital City Development Corporati **Funding Source:** Non-Participating

	2008	2009	2010	2011	2012	PD
Preliminary Engineering (PE)	\$0	\$0	\$0	\$0	\$0	\$0
Preliminary Engineering Consulting (PC)	\$0	\$0	\$0	\$0	\$0	\$0
Right-of-Way (RW)	\$0	\$0	\$0	\$0	\$0	\$0
Utilities (UT)	\$0	\$0	\$0	\$0	\$0	\$0
Construction Engineering (CE)	\$0	\$0	\$0	\$0	\$0	\$0
Construction (CN)	\$0	\$0	\$5,000	\$0	\$0	\$0
Yearly Project Cost*	\$0	\$0	\$5,000	\$0	\$0	\$0



Pioneer Corridor Bicycle/Pedestrian Improvements

Key # : 10488

Provides significant improvements to the Pioneer Walkway, a pedestrian and bicycle connection between the Boise River Greenbelt and downtown Boise. Work will enhance the existing pathway with grade leveling, realignment, signage, landscaping and cultural and historical elements. In addition to improving the pathway for bicycle/pedestrian commuter and recreational use, this work will catalyze nearby private development, particularly mixed-use and urban-scale residential, and bring more users to the pathway.

Project Year: 2010
Previous Expenditures: \$112,000
Local Match: 9.91%
Local Share: \$43,901
Federal Share: \$399,099
Total Project Cost: \$443,000

Requesting Agency Capital City Development Corporati **Funding Source:** STP-E

	2008	2009	2010	2011	2012	PD
Preliminary Engineering (PE)	\$0	\$0	\$0	\$0	\$0	\$0
Preliminary Engineering Consulting (PC)	\$0	\$0	\$0	\$0	\$0	\$0
Right-of-Way (RW)	\$0	\$0	\$0	\$0	\$0	\$0
Utilities (UT)	\$0	\$0	\$0	\$0	\$0	\$0
Construction Engineering (CE)	\$0	\$0	\$54,000	\$0	\$0	\$0
Construction (CN)	\$0	\$0	\$389,000	\$0	\$0	\$0
Yearly Project Cost*	\$0	\$0	\$443,000	\$0	\$0	\$0



Purchase Ten (10) Commuter Vanpool Vehicles

Key # : 09734


Purchase ten (10), fifteen (15)-passenger vans to be used in the Ada County Highway District Commuteride vanpool program.

Project Year: 2008
 Previous Expenditures: \$0
 Local Match: 7.34%
 Local Share: \$23,488
 Federal Share: \$296,512
 Total Project Cost: \$320,000

Requesting Agency ACHD

Funding Source: CMAQ

	2008	2009	2010	2011	2012	PD
Preliminary Engineering (PE)	\$0	\$0	\$0	\$0	\$0	\$0
Preliminary Engineering Consulting (PC)	\$0	\$0	\$0	\$0	\$0	\$0
Right-of-Way (RW)	\$0	\$0	\$0	\$0	\$0	\$0
Utilities (UT)	\$0	\$0	\$0	\$0	\$0	\$0
Construction Engineering (CE)	\$0	\$0	\$0	\$0	\$0	\$0
Construction (CN)	\$320,000	\$0	\$0	\$0	\$0	\$0
Yearly Project Cost*	\$320,000	\$0	\$0	\$0	\$0	\$0



Replace Ten (10) Traffic Signal Controllers, Franklin Road

Key # : 10476

Replace ten (10) outdated traffic signal controllers and cabinets on Franklin Road between Allumbaugh Street and Eagle Road. The new signal system will allow additional traffic signal timing plans which will help ease congestion and improve air quality.

Project Year: 2009
 Previous Expenditures: \$0
 Local Match: 13.90%
 Local Share: \$22,657
 Federal Share: \$140,343
 Total Project Cost: \$163,000

Requesting Agency ACHD

Funding Source: CMAQ

	2008	2009	2010	2011	2012	PD
Preliminary Engineering (PE)	\$5,000	\$0	\$0	\$0	\$0	\$0
Preliminary Engineering Consulting (PC)	\$0	\$0	\$0	\$0	\$0	\$0
Right-of-Way (RW)	\$0	\$0	\$0	\$0	\$0	\$0
Utilities (UT)	\$0	\$0	\$0	\$0	\$0	\$0
Construction Engineering (CE)	\$0	\$0	\$0	\$0	\$0	\$0
Construction (CN)	\$0	\$158,000	\$0	\$0	\$0	\$0
Yearly Project Cost*	\$5,000	\$158,000	\$0	\$0	\$0	\$0



Replace Thirteen (13) Traffic Signal Controllers, Overland Road

Key # : 10475

Replace thirteen (13) outdated traffic signal controllers and cabinets on Overland Road between Overland Park and Eagle Road. The new signal system will allow additional traffic signal timing plans, which will help ease congestion and improve air quality.

Project Year: 2009
 Previous Expenditures: \$0
 Local Match: 14.29%
 Local Share: \$30,009
 Federal Share: \$179,991
 Total Project Cost: \$210,000

Requesting Agency ACHD

Funding Source: CMAQ

	2008	2009	2010	2011	2012	PD
Preliminary Engineering (PE)	\$5,000	\$0	\$0	\$0	\$0	\$0
Preliminary Engineering Consulting (PC)	\$0	\$0	\$0	\$0	\$0	\$0
Right-of-Way (RW)	\$0	\$0	\$0	\$0	\$0	\$0
Utilities (UT)	\$0	\$0	\$0	\$0	\$0	\$0
Construction Engineering (CE)	\$0	\$0	\$0	\$0	\$0	\$0
Construction (CN)	\$0	\$205,000	\$0	\$0	\$0	\$0
Yearly Project Cost*	\$5,000	\$205,000	\$0	\$0	\$0	\$0



Rideshare, ACHD's Rideshare Program - FY2008

Key # : 09199

Continue and improve rideshare program and marketing. Operate a third-party vanpool program in multi-county area and coordinate vanpools.

Project Year: 2008
 Previous Expenditures: \$0
 Local Match: 0.00%
 Local Share: \$0
 Federal Share: \$220,000
 Total Project Cost: \$220,000

Requesting Agency ACHD

Funding Source: STP-TMA

	2008	2009	2010	2011	2012	PD
Preliminary Engineering (PE)	\$0	\$0	\$0	\$0	\$0	\$0
Preliminary Engineering Consulting (PC)	\$0	\$0	\$0	\$0	\$0	\$0
Right-of-Way (RW)	\$0	\$0	\$0	\$0	\$0	\$0
Utilities (UT)	\$0	\$0	\$0	\$0	\$0	\$0
Construction Engineering (CE)	\$0	\$0	\$0	\$0	\$0	\$0
Construction (CN)	\$220,000	\$0	\$0	\$0	\$0	\$0
Yearly Project Cost*	\$220,000	\$0	\$0	\$0	\$0	\$0



Rideshare, ACHD's Rideshare Program - FY2009

Key # : 09507

Continue and improve rideshare program and marketing. Operate a third-party vanpool program in multi-county area and coordinate vanpools.

Project Year: 2009
 Previous Expenditures: \$0
 Local Match: 0.00%
 Local Share: \$0
 Federal Share: \$220,000
 Total Project Cost: \$220,000

Requesting Agency ACHD

Funding Source: STP-TMA

	2008	2009	2010	2011	2012	PD
Preliminary Engineering (PE)	\$0	\$0	\$0	\$0	\$0	\$0
Preliminary Engineering Consulting (PC)	\$0	\$0	\$0	\$0	\$0	\$0
Right-of-Way (RW)	\$0	\$0	\$0	\$0	\$0	\$0
Utilities (UT)	\$0	\$0	\$0	\$0	\$0	\$0
Construction Engineering (CE)	\$0	\$0	\$0	\$0	\$0	\$0
Construction (CN)	\$0	\$220,000	\$0	\$0	\$0	\$0
Yearly Project Cost*	\$0	\$220,000	\$0	\$0	\$0	\$0



Rideshare, ACHD's Rideshare Program - FY2010

Key # : 10540


Continue and improve rideshare program and marketing. Operate a third-party vanpool program in multi-county area and coordinate vanpools.

Project Year: 2010
 Previous Expenditures: \$0
 Local Match: 0.00%
 Local Share: \$0
 Federal Share: \$220,000
 Total Project Cost: \$220,000

Requesting Agency ACHD

Funding Source: STP-TMA

	2008	2009	2010	2011	2012	PD
Preliminary Engineering (PE)	\$0	\$0	\$0	\$0	\$0	\$0
Preliminary Engineering Consulting (PC)	\$0	\$0	\$0	\$0	\$0	\$0
Right-of-Way (RW)	\$0	\$0	\$0	\$0	\$0	\$0
Utilities (UT)	\$0	\$0	\$0	\$0	\$0	\$0
Construction Engineering (CE)	\$0	\$0	\$0	\$0	\$0	\$0
Construction (CN)	\$0	\$0	\$220,000	\$0	\$0	\$0
Yearly Project Cost*	\$0	\$0	\$220,000	\$0	\$0	\$0



Rideshare, ACHD's Rideshare Program - FY2011

Key # : 10560

Continue and improve rideshare program and marketing. Operate a third-party vanpool program in multi-county area and coordinate vanpools.

Project Year: 2011
 Previous Expenditures: \$0
 Local Match: 0.00%
 Local Share: \$0
 Federal Share: \$220,000
 Total Project Cost: \$220,000

Requesting Agency ACHD

Funding Source: STP-TMA

	2008	2009	2010	2011	2012	PD
Preliminary Engineering (PE)	\$0	\$0	\$0	\$0	\$0	\$0
Preliminary Engineering Consulting (PC)	\$0	\$0	\$0	\$0	\$0	\$0
Right-of-Way (RW)	\$0	\$0	\$0	\$0	\$0	\$0
Utilities (UT)	\$0	\$0	\$0	\$0	\$0	\$0
Construction Engineering (CE)	\$0	\$0	\$0	\$0	\$0	\$0
Construction (CN)	\$0	\$0	\$0	\$220,000	\$0	\$0
Yearly Project Cost*	\$0	\$0	\$0	\$220,000	\$0	\$0



Rideshare, ACHD's Rideshare Program - FY2012

Key # : 11066


Continue and improve rideshare program and marketing. Operate a third-party vanpool program in multi-county area and coordinate vanpools.

Project Year: 2012
 Previous Expenditures: \$0
 Local Match: 0.00%
 Local Share: \$0
 Federal Share: \$220,000
 Total Project Cost: \$220,000

Requesting Agency ACHD

Funding Source: STP-TMA

	2008	2009	2010	2011	2012	PD
Preliminary Engineering (PE)	\$0	\$0	\$0	\$0	\$0	\$0
Preliminary Engineering Consulting (PC)	\$0	\$0	\$0	\$0	\$0	\$0
Right-of-Way (RW)	\$0	\$0	\$0	\$0	\$0	\$0
Utilities (UT)	\$0	\$0	\$0	\$0	\$0	\$0
Construction Engineering (CE)	\$0	\$0	\$0	\$0	\$0	\$0
Construction (CN)	\$0	\$0	\$0	\$0	\$220,000	\$0
Yearly Project Cost*	\$0	\$0	\$0	\$0	\$220,000	\$0



Rideshare, ACHD's Rideshare Program - PD

Key # : TMA3

Continue and improve rideshare program and marketing. Operate a third-party vanpool program in multi-county area and coordinate vanpools.

Project Year: PD
 Previous Expenditures: \$0
 Local Match: 100.00%
 Local Share: \$220,000
 Federal Share: \$0
 Total Project Cost: \$220,000

Requesting Agency ACHD

Funding Source: STP-TMA

	2008	2009	2010	2011	2012	PD
Preliminary Engineering (PE)	\$0	\$0	\$0	\$0	\$0	\$0
Preliminary Engineering Consulting (PC)	\$0	\$0	\$0	\$0	\$0	\$0
Right-of-Way (RW)	\$0	\$0	\$0	\$0	\$0	\$0
Utilities (UT)	\$0	\$0	\$0	\$0	\$0	\$0
Construction Engineering (CE)	\$0	\$0	\$0	\$0	\$0	\$0
Construction (CN)	\$0	\$0	\$0	\$0	\$0	\$220,000
Yearly Project Cost*	\$0	\$0	\$0	\$0	\$0	\$220,000



SH 16 Freezeout Hill South, Gem and Ada Counties

Key # : 08433

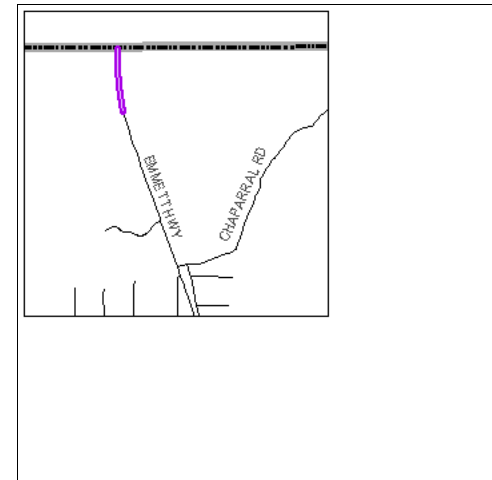
Build slow-vehicle turnout lanes. Total project cost is \$3,001,000 (66% Gem County and 34% Ada County.)
Ada County portion.

Project Year: 2010
 Previous Expenditures: \$630,000
 Local Match: 7.34%
 Local Share: \$77,364
 Federal Share: \$976,636
 Total Project Cost: \$1,054,000

Requesting Agency ITD

Funding Source: Expansion

	2008	2009	2010	2011	2012	PD
Preliminary Engineering (PE)	\$0	\$0	\$0	\$0	\$0	\$0
Preliminary Engineering Consulting (PC)	\$0	\$0	\$0	\$0	\$0	\$0
Right-of-Way (RW)	\$0	\$0	\$0	\$0	\$0	\$0
Utilities (UT)	\$0	\$0	\$0	\$0	\$0	\$0
Construction Engineering (CE)	\$0	\$0	\$139,400	\$0	\$0	\$0
Construction (CN)	\$0	\$0	\$914,600	\$0	\$0	\$0
Yearly Project Cost*	\$0	\$0	\$1,054,000	\$0	\$0	\$0



SH 16, I-84 to Emmett Study

Preliminary engineering and environmental study for SH 16 from I-84 to SH 44 (State Street).

Key # : 09963

Project Year: 2008

Previous Expenditures: \$4,676,000

Local Match: 100.00%

Local Share: \$4,326,000

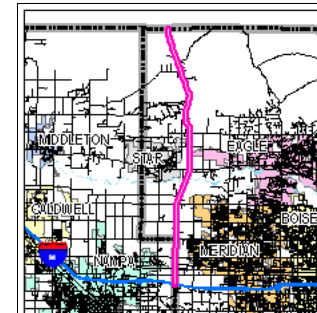
Federal Share: \$0

Total Project Cost: \$4,326,000

Requesting Agency ITD

Funding Source: FY2008 GARVEE

	2008	2009	2010	2011	2012	PD
Preliminary Engineering (PE)	\$54,000	\$0	\$0	\$0	\$0	\$0
Preliminary Engineering Consulting (PC)	\$4,272,000	\$0	\$0	\$0	\$0	\$0
Right-of-Way (RW)	\$0	\$0	\$0	\$0	\$0	\$0
Utilities (UT)	\$0	\$0	\$0	\$0	\$0	\$0
Construction Engineering (CE)	\$0	\$0	\$0	\$0	\$0	\$0
Construction (CN)	\$0	\$0	\$0	\$0	\$0	\$0
Yearly Project Cost*	\$4,326,000	\$0	\$0	\$0	\$0	\$0



SH 16, Intersection of Floating Feather Road

Improve intersection.

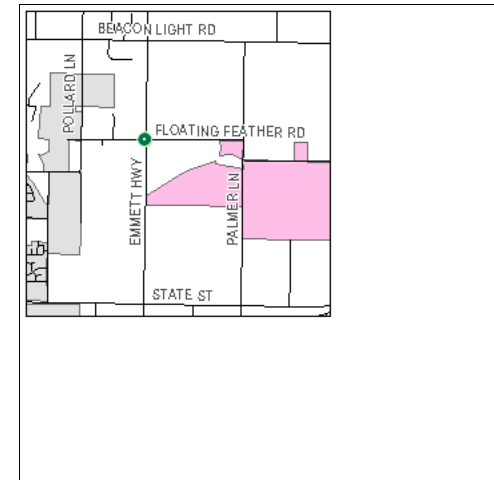
Key # : 09483

Project Year: 2009
Previous Expenditures: \$70,000
Local Match: 7.34%
Local Share: \$31,562
Federal Share: \$398,438
Total Project Cost: \$430,000

Requesting Agency ITD

Funding Source: Safety - Statewide

	2008	2009	2010	2011	2012	PD
Preliminary Engineering (PE)	\$0	\$0	\$0	\$0	\$0	\$0
Preliminary Engineering Consulting (PC)	\$0	\$0	\$0	\$0	\$0	\$0
Right-of-Way (RW)	\$0	\$0	\$0	\$0	\$0	\$0
Utilities (UT)	\$0	\$0	\$0	\$0	\$0	\$0
Construction Engineering (CE)	\$0	\$60,000	\$0	\$0	\$0	\$0
Construction (CN)	\$0	\$370,000	\$0	\$0	\$0	\$0
Yearly Project Cost*	\$0	\$430,000	\$0	\$0	\$0	\$0



SH 16, SH 44 (State Street) to US 20/26 (Chinden Boulevard) River Crossing

Key # : 11236

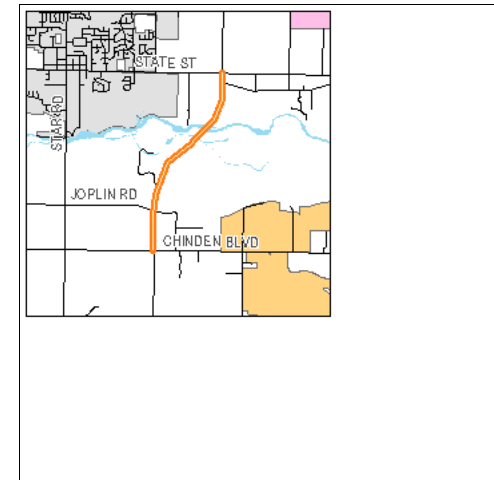
Construct 2.2 miles of four (4) lane divided highway with a new Boise River crossing. Future GARVEE funding portion. Funding and projects shown beyond FY2008 are pending subject to further review and annual approval from the Idaho Legislature.

Project Year: 2011
 Previous Expenditures: \$0
 Local Match: 100.00%
 Local Share: \$96,080,000
 Federal Share: \$0
 Total Project Cost: \$96,080,000

Requesting Agency ITD

Funding Source: Future GARVEE

	2008	2009	2010	2011	2012	PD
Preliminary Engineering (PE)	\$0	\$56,000	\$0	\$0	\$0	\$0
Preliminary Engineering Consulting (PC)	\$0	\$7,144,000	\$0	\$0	\$0	\$0
Right-of-Way (RW)	\$0	\$11,047,000	\$0	\$0	\$0	\$0
Utilities (UT)	\$0	\$0	\$0	\$0	\$0	\$0
Construction Engineering (CE)	\$0	\$0	\$0	\$10,150,000	\$0	\$0
Construction (CN)	\$0	\$0	\$0	\$67,683,000	\$0	\$0
Yearly Project Cost*	\$0	\$18,247,000	\$0	\$77,833,000	\$0	\$0



SH 16, SH 44 (State Street) to US 20/26 (Chinden Boulevard) River Crossing

Key # : 11236

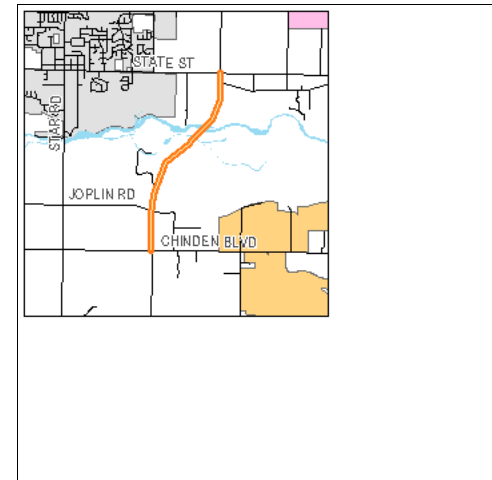
Construct 2.2 miles of four (4) lane divided highway with a new Boise River crossing. FY2008 GARVEE funding portion.

Project Year: 2011
 Previous Expenditures: \$0
 Local Match: 100.00%
 Local Share: \$2,057,000
 Federal Share: \$0
 Total Project Cost: \$2,057,000

Requesting Agency ITD

Funding Source: FY2008 GARVEE

	2008	2009	2010	2011	2012	PD
Preliminary Engineering (PE)	\$0	\$0	\$0	\$0	\$0	\$0
Preliminary Engineering Consulting (PC)	\$0	\$0	\$0	\$0	\$0	\$0
Right-of-Way (RW)	\$2,057,000	\$0	\$0	\$0	\$0	\$0
Utilities (UT)	\$0	\$0	\$0	\$0	\$0	\$0
Construction Engineering (CE)	\$0	\$0	\$0	\$0	\$0	\$0
Construction (CN)	\$0	\$0	\$0	\$0	\$0	\$0
Yearly Project Cost*	\$2,057,000	\$0	\$0	\$0	\$0	\$0



SH 21, Boise to Lowman Corridor Plan

Key # : 09974

Study. Total project cost is \$200,000 (13% Ada County and 87% Boise County). Ada County portion.

Project Year: 2010

Previous Expenditures: \$0

Local Match: 7.34%

Local Share: \$1,908

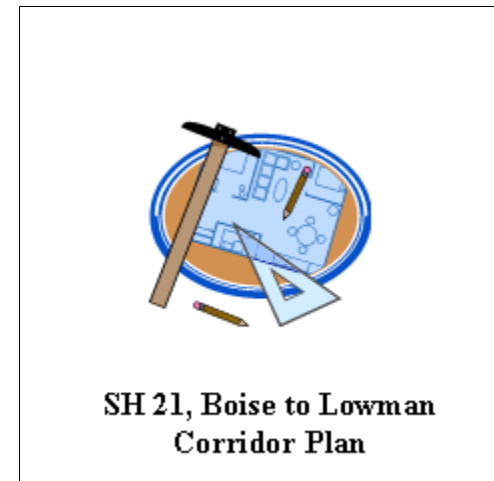
Federal Share: \$24,092

Total Project Cost: \$26,000

Requesting Agency ITD

Funding Source: Systems Planning

	2008	2009	2010	2011	2012	PD
Preliminary Engineering (PE)	\$0	\$0	\$1,300	\$0	\$0	\$0
Preliminary Engineering Consulting (PC)	\$0	\$0	\$24,700	\$0	\$0	\$0
Right-of-Way (RW)	\$0	\$0	\$0	\$0	\$0	\$0
Utilities (UT)	\$0	\$0	\$0	\$0	\$0	\$0
Construction Engineering (CE)	\$0	\$0	\$0	\$0	\$0	\$0
Construction (CN)	\$0	\$0	\$0	\$0	\$0	\$0
Yearly Project Cost*	\$0	\$0	\$26,000	\$0	\$0	\$0



SH 21, Diversion Dam to Sandy Point

Pavement rehabilitation.

Key # : 10532

Project Year: 2011
Previous Expenditures: \$30,000
Local Match: 7.34%
Local Share: \$154,874
Federal Share: \$1,955,126
Total Project Cost: \$2,110,000

Requesting Agency ITD

Funding Source: Restoration

	2008	2009	2010	2011	2012	PD
Preliminary Engineering (PE)	\$0	\$0	\$0	\$0	\$0	\$0
Preliminary Engineering Consulting (PC)	\$40,000	\$0	\$0	\$0	\$0	\$0
Right-of-Way (RW)	\$0	\$0	\$0	\$0	\$0	\$0
Utilities (UT)	\$0	\$0	\$0	\$0	\$0	\$0
Construction Engineering (CE)	\$0	\$0	\$0	\$270,000	\$0	\$0
Construction (CN)	\$0	\$0	\$0	\$1,800,000	\$0	\$0
Yearly Project Cost*	\$40,000	\$0	\$0	\$2,070,000	\$0	\$0



SH 21, Junction I-84 to Federal Way

Rehabilitation from mile 0 to mile .41.

Key # : 10531

Project Year: 2011
Previous Expenditures: \$10,000
Local Match: 7.34%
Local Share: \$41,838
Federal Share: \$528,162
Total Project Cost: \$570,000

Requesting Agency ITD

Funding Source: Pavement Preservation

	2008	2009	2010	2011	2012	PD
Preliminary Engineering (PE)	\$0	\$0	\$0	\$0	\$0	\$0
Preliminary Engineering Consulting (PC)	\$40,000	\$0	\$0	\$0	\$0	\$0
Right-of-Way (RW)	\$0	\$0	\$0	\$0	\$0	\$0
Utilities (UT)	\$0	\$0	\$0	\$0	\$0	\$0
Construction Engineering (CE)	\$0	\$0	\$0	\$70,000	\$0	\$0
Construction (CN)	\$0	\$0	\$0	\$460,000	\$0	\$0
Yearly Project Cost*	\$40,000	\$0	\$0	\$530,000	\$0	\$0



SH 21, Mores Creek Bridge

Replace bridge deck.

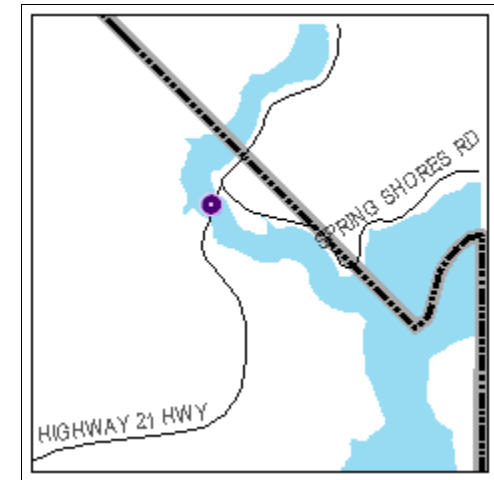
Key # : 08669

Project Year: 2010
Previous Expenditures: \$610,000
Local Match: 20.00%
Local Share: \$878,000
Federal Share: \$3,512,000
Total Project Cost: \$4,390,000

Requesting Agency ITD

Funding Source: Bridge

	2008	2009	2010	2011	2012	PD
Preliminary Engineering (PE)	\$0	\$0	\$0	\$0	\$0	\$0
Preliminary Engineering Consulting (PC)	\$0	\$0	\$0	\$0	\$0	\$0
Right-of-Way (RW)	\$0	\$0	\$0	\$0	\$0	\$0
Utilities (UT)	\$0	\$0	\$0	\$0	\$0	\$0
Construction Engineering (CE)	\$0	\$0	\$580,000	\$0	\$0	\$0
Construction (CN)	\$0	\$0	\$3,810,000	\$0	\$0	\$0
Yearly Project Cost*	\$0	\$0	\$4,390,000	\$0	\$0	\$0



SH 44 (Glenwood Street), SH 44 (State Street) to US 20/26, Garden City

Rehabilitation from mile 0 to mile 1.31.

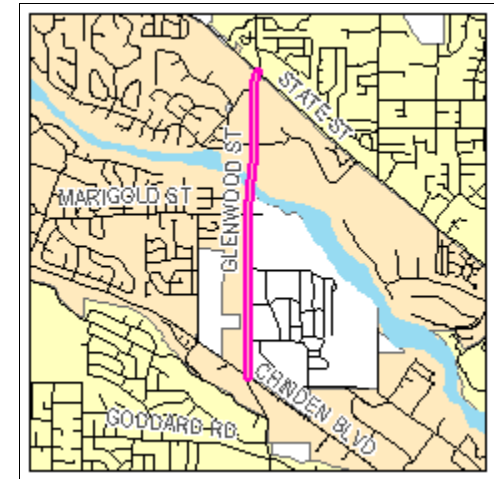
Key # : 09342

Project Year: 2008
Previous Expenditures: \$140,000
Local Match: 7.34%
Local Share: \$147,754
Federal Share: \$1,865,246
Total Project Cost: \$2,013,000

Requesting Agency ITD

Funding Source: Pavement Preservation

	2008	2009	2010	2011	2012	PD
Preliminary Engineering (PE)	\$0	\$0	\$0	\$0	\$0	\$0
Preliminary Engineering Consulting (PC)	\$0	\$0	\$0	\$0	\$0	\$0
Right-of-Way (RW)	\$0	\$0	\$0	\$0	\$0	\$0
Utilities (UT)	\$0	\$0	\$0	\$0	\$0	\$0
Construction Engineering (CE)	\$263,000	\$0	\$0	\$0	\$0	\$0
Construction (CN)	\$1,750,000	\$0	\$0	\$0	\$0	\$0
Yearly Project Cost*	\$2,013,000	\$0	\$0	\$0	\$0	\$0



SH 44, Corridor Preservation, I-84 Junction in Canyon County to Eagle Road

Key # : 07827

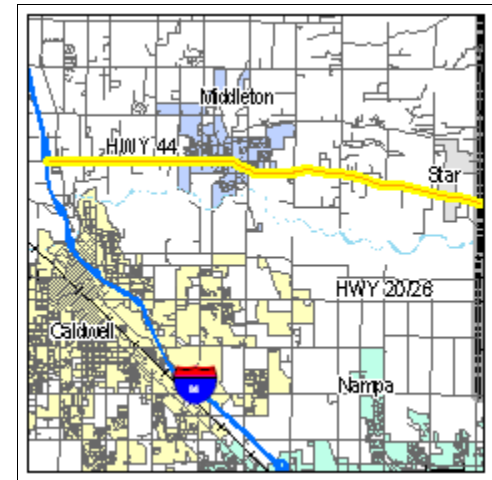
Preserve corridor for additional lanes. Total project cost is \$5,070,000 (41% Ada County and 59% Canyon County). Ada County portion.

Project Year: 2012
 Previous Expenditures: \$3,215,000
 Local Match: 7.34%
 Local Share: \$152,599
 Federal Share: \$1,926,401
 Total Project Cost: \$2,079,000

Requesting Agency ITD

Funding Source: Expansion

	2008	2009	2010	2011	2012	PD
Preliminary Engineering (PE)	\$0	\$0	\$0	\$0	\$0	\$0
Preliminary Engineering Consulting (PC)	\$29,000	\$0	\$0	\$0	\$0	\$0
Right-of-Way (RW)	\$410,000	\$410,000	\$410,000	\$410,000	\$410,000	\$0
Utilities (UT)	\$0	\$0	\$0	\$0	\$0	\$0
Construction Engineering (CE)	\$0	\$0	\$0	\$0	\$0	\$0
Construction (CN)	\$0	\$0	\$0	\$0	\$0	\$0
Yearly Project Cost*	\$439,000	\$410,000	\$410,000	\$410,000	\$410,000	\$0



SH 44, Junction SH 55 to Glenwood Street

Pavement rehabilitation. Companion project to Key Number 09342.

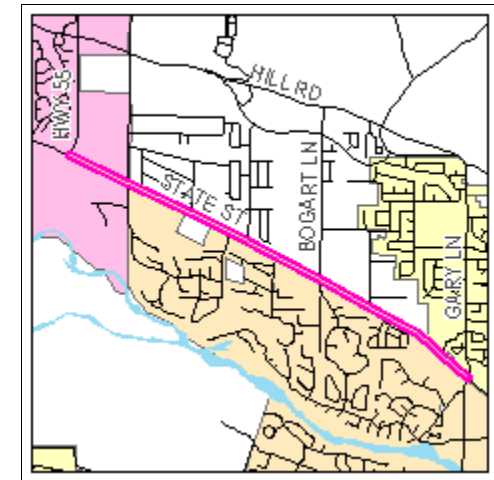
Key # : 09343

Project Year: 2008
Previous Expenditures: \$212,000
Local Match: 7.34%
Local Share: \$295,435
Federal Share: \$3,729,565
Total Project Cost: \$4,025,000

Requesting Agency ITD

Funding Source: Pavement Preservation

	2008	2009	2010	2011	2012	PD
Preliminary Engineering (PE)	\$0	\$0	\$0	\$0	\$0	\$0
Preliminary Engineering Consulting (PC)	\$0	\$0	\$0	\$0	\$0	\$0
Right-of-Way (RW)	\$0	\$0	\$0	\$0	\$0	\$0
Utilities (UT)	\$0	\$0	\$0	\$0	\$0	\$0
Construction Engineering (CE)	\$525,000	\$0	\$0	\$0	\$0	\$0
Construction (CN)	\$3,500,000	\$0	\$0	\$0	\$0	\$0
Yearly Project Cost*	\$4,025,000	\$0	\$0	\$0	\$0	\$0



SH 55, I-84 Westbound Ramps to Fairview Avenue

Rehabilitation from mile 11.56 to mile 13.095.

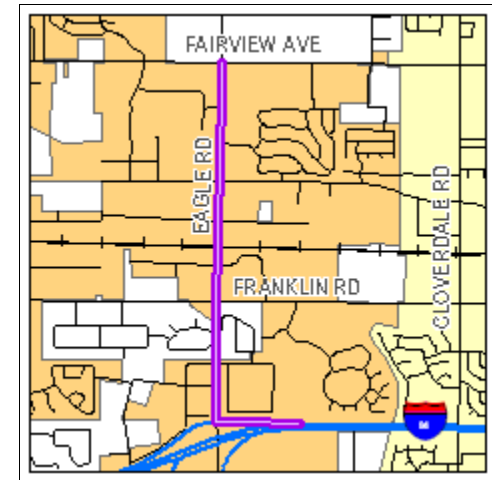
Key # : 10527

Project Year: 2010
Previous Expenditures: \$40,000
Local Match: 7.34%
Local Share: \$256,166
Federal Share: \$3,233,834
Total Project Cost: \$3,490,000

Requesting Agency ITD

Funding Source: Restoration

	2008	2009	2010	2011	2012	PD
Preliminary Engineering (PE)	\$0	\$0	\$0	\$0	\$0	\$0
Preliminary Engineering Consulting (PC)	\$210,000	\$0	\$0	\$0	\$0	\$0
Right-of-Way (RW)	\$0	\$0	\$0	\$0	\$0	\$0
Utilities (UT)	\$0	\$0	\$0	\$0	\$0	\$0
Construction Engineering (CE)	\$0	\$0	\$430,000	\$0	\$0	\$0
Construction (CN)	\$0	\$0	\$2,850,000	\$0	\$0	\$0
Yearly Project Cost*	\$210,000	\$0	\$3,280,000	\$0	\$0	\$0



SH 69 Corridor Plan

Conduct corridor study.

Key # : 09969

Project Year: 2009

Previous Expenditures: \$0

Local Match: 7.34%

Local Share: \$16,515

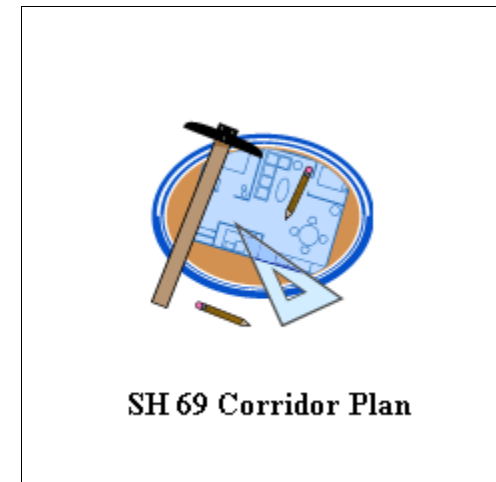
Federal Share: \$208,485

Total Project Cost: \$225,000

Requesting Agency ITD

Funding Source: Systems Planning

	2008	2009	2010	2011	2012	PD
Preliminary Engineering (PE)	\$0	\$10,000	\$0	\$0	\$0	\$0
Preliminary Engineering Consulting (PC)	\$0	\$215,000	\$0	\$0	\$0	\$0
Right-of-Way (RW)	\$0	\$0	\$0	\$0	\$0	\$0
Utilities (UT)	\$0	\$0	\$0	\$0	\$0	\$0
Construction Engineering (CE)	\$0	\$0	\$0	\$0	\$0	\$0
Construction (CN)	\$0	\$0	\$0	\$0	\$0	\$0
Yearly Project Cost*	\$0	\$225,000	\$0	\$0	\$0	\$0



SH 69, Intersection of Deer Flat Road, Kuna

Install traffic signal. (ACHD pay back with state funds.) Project completed in 2006.

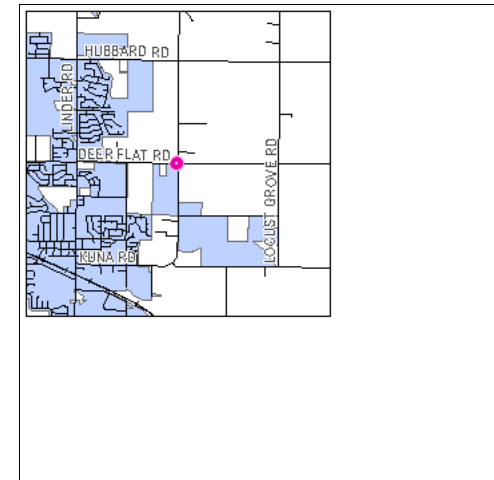
Key # : 09491

Project Year: 2008
Previous Expenditures: \$25,000
Local Match: 100.00%
Local Share: \$270,000
Federal Share: \$0
Total Project Cost: \$270,000

Requesting Agency ITD

Funding Source: Safety - Statewide

	2008	2009	2010	2011	2012	PD
Preliminary Engineering (PE)	\$0	\$0	\$0	\$0	\$0	\$0
Preliminary Engineering Consulting (PC)	\$0	\$0	\$0	\$0	\$0	\$0
Right-of-Way (RW)	\$0	\$0	\$0	\$0	\$0	\$0
Utilities (UT)	\$0	\$0	\$0	\$0	\$0	\$0
Construction Engineering (CE)	\$0	\$0	\$0	\$0	\$0	\$0
Construction (CN)	\$270,000	\$0	\$0	\$0	\$0	\$0
Yearly Project Cost*	\$270,000	\$0	\$0	\$0	\$0	\$0



SH 69, Intersection of SH 69 and Columbia Road, Kuna

Key # : 11054

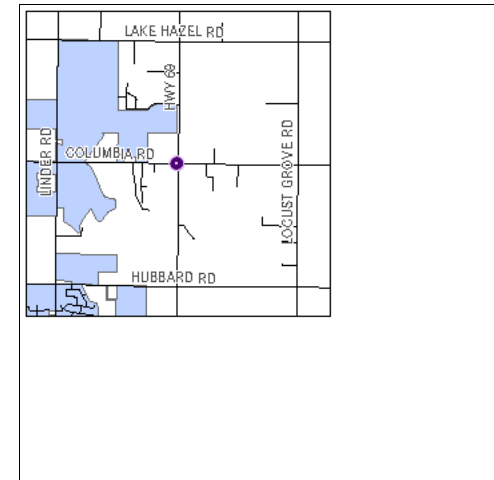
Safety improvement. Payment to ACHD for intersection improvements. Improvements are complete.

Project Year:	2010
Previous Expenditures:	\$0
Local Match:	0.00%
Local Share:	\$0
Federal Share:	\$310,000
Total Project Cost:	\$310,000

Requesting Agency ITD

Funding Source: Safety - Statewide

	2008	2009	2010	2011	2012	PD
Preliminary Engineering (PE)	\$10,000	\$0	\$0	\$0	\$0	\$0
Preliminary Engineering Consulting (PC)	\$0	\$0	\$0	\$0	\$0	\$0
Right-of-Way (RW)	\$0	\$0	\$0	\$0	\$0	\$0
Utilities (UT)	\$0	\$0	\$0	\$0	\$0	\$0
Construction Engineering (CE)	\$0	\$0	\$0	\$0	\$0	\$0
Construction (CN)	\$0	\$0	\$300,000	\$0	\$0	\$0
Yearly Project Cost*	\$10,000	\$0	\$300,000	\$0	\$0	\$0



Star Road

Minor widening and resurfacing.

Key # : 09519

Project Year: 2008

Previous Expenditures: \$105,000

Local Match: 7.34%

Local Share: \$20,552

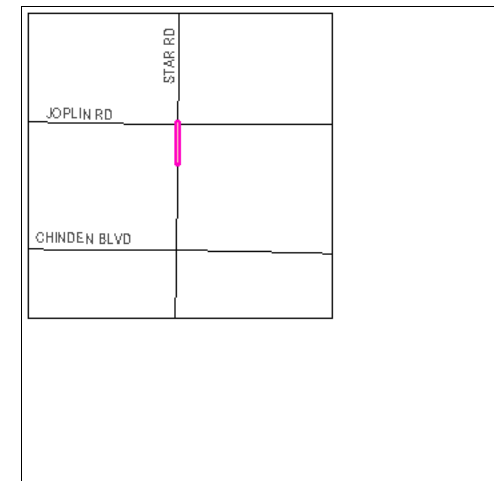
Federal Share: \$259,448

Total Project Cost: \$280,000

Requesting Agency ACHD

Funding Source: STP-R

	2008	2009	2010	2011	2012	PD
Preliminary Engineering (PE)	\$0	\$0	\$0	\$0	\$0	\$0
Preliminary Engineering Consulting (PC)	\$0	\$0	\$0	\$0	\$0	\$0
Right-of-Way (RW)	\$20,000	\$0	\$0	\$0	\$0	\$0
Utilities (UT)	\$0	\$0	\$0	\$0	\$0	\$0
Construction Engineering (CE)	\$40,000	\$0	\$0	\$0	\$0	\$0
Construction (CN)	\$220,000	\$0	\$0	\$0	\$0	\$0
Yearly Project Cost*	\$280,000	\$0	\$0	\$0	\$0	\$0



Stroebel Road Railroad Crossing Near Kuna

Add railroad gate and signal.

Key # : 09634

Project Year: 2008
Previous Expenditures: \$5,000
Local Match: 0.00%
Local Share: \$0
Federal Share: \$290,000
Total Project Cost: \$290,000

Requesting Agency ITD

Funding Source: Safety - SAFETEA-LU Rail

	2008	2009	2010	2011	2012	PD
Preliminary Engineering (PE)	\$0	\$0	\$0	\$0	\$0	\$0
Preliminary Engineering Consulting (PC)	\$0	\$0	\$0	\$0	\$0	\$0
Right-of-Way (RW)	\$0	\$0	\$0	\$0	\$0	\$0
Utilities (UT)	\$0	\$0	\$0	\$0	\$0	\$0
Construction Engineering (CE)	\$40,000	\$0	\$0	\$0	\$0	\$0
Construction (CN)	\$250,000	\$0	\$0	\$0	\$0	\$0
Yearly Project Cost*	\$290,000	\$0	\$0	\$0	\$0	\$0



Three Cities River Crossing, US 20/26 to SH 55 Corridor Preservation

Key # : 09189

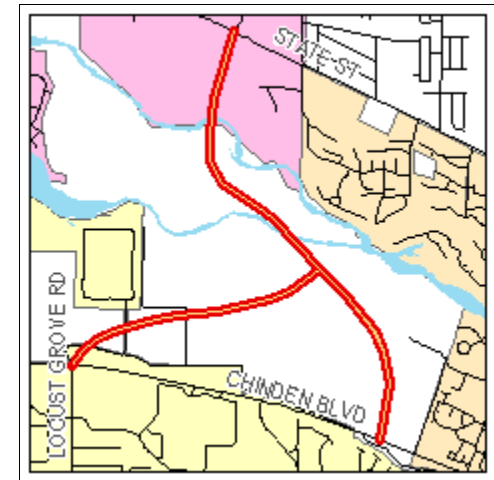
This project would cross the Boise River from Boise northbound between Eagle and Garden City, and is currently shown on the 2030 Functional Classification map as a principal arterial. High Priority - SAFETEA-LU funding portion.

Project Year: 2009
 Previous Expenditures: \$0
 Local Match: 20.00%
 Local Share: \$750,000
 Federal Share: \$3,000,000
 Total Project Cost: \$3,750,000

Requesting Agency ACHD

Funding Source: High Priority - SAFETEA-LU

	2008	2009	2010	2011	2012	PD
Preliminary Engineering (PE)	\$0	\$0	\$0	\$0	\$0	\$0
Preliminary Engineering Consulting (PC)	\$0	\$0	\$0	\$0	\$0	\$0
Right-of-Way (RW)	\$3,000,000	\$750,000	\$0	\$0	\$0	\$0
Utilities (UT)	\$0	\$0	\$0	\$0	\$0	\$0
Construction Engineering (CE)	\$0	\$0	\$0	\$0	\$0	\$0
Construction (CN)	\$0	\$0	\$0	\$0	\$0	\$0
Yearly Project Cost*	\$3,000,000	\$750,000	\$0	\$0	\$0	\$0



Three Cities River Crossing, US 20/26 to SH 55 Corridor Preservation

Key # : 09189

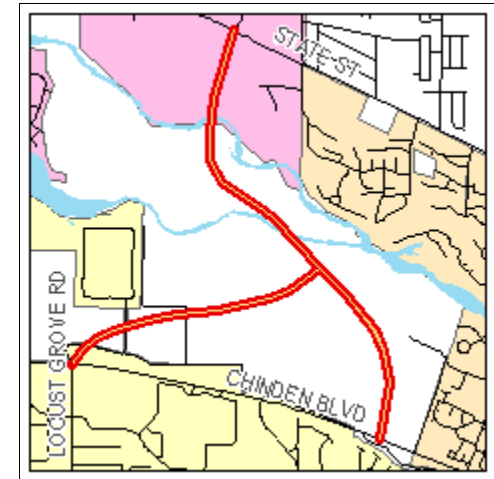
This project would cross the Boise River from the City of Boise northbound between Eagle and Garden City, and is currently shown on the 2030 Functional Classification map as a principal arterial. STP-TMA funding portion.

Project Year: PD
 Previous Expenditures: \$0
 Local Match: 7.34%
 Local Share: \$77,070
 Federal Share: \$972,930
 Total Project Cost: \$1,050,000

Requesting Agency ACHD

Funding Source: STP-TMA

	2008	2009	2010	2011	2012	PD
Preliminary Engineering (PE)	\$0	\$0	\$0	\$0	\$0	\$0
Preliminary Engineering Consulting (PC)	\$0	\$0	\$0	\$0	\$0	\$0
Right-of-Way (RW)	\$0	\$0	\$0	\$0	\$0	\$1,050,000
Utilities (UT)	\$0	\$0	\$0	\$0	\$0	\$0
Construction Engineering (CE)	\$0	\$0	\$0	\$0	\$0	\$0
Construction (CN)	\$0	\$0	\$0	\$0	\$0	\$0
Yearly Project Cost*	\$0	\$0	\$0	\$0	\$0	\$1,050,000



Transit - Boise State University Maintenance Facility - FY2008

Provides for a bus maintenance facility on the Boise State University campus.

Key # : 11350

Project Year: 2008
Previous Expenditures: \$0
Local Match: 20.00%
Local Share: \$139,600
Federal Share: \$558,400
Total Project Cost: \$698,000

Requesting Agency Boise State University

Funding Source: FTA 5309

	2008	2009	2010	2011	2012	PD
Preliminary Engineering (PE)	\$0	\$0	\$0	\$0	\$0	\$0
Preliminary Engineering Consulting (PC)	\$0	\$0	\$0	\$0	\$0	\$0
Right-of-Way (RW)	\$0	\$0	\$0	\$0	\$0	\$0
Utilities (UT)	\$0	\$0	\$0	\$0	\$0	\$0
Construction Engineering (CE)	\$0	\$0	\$0	\$0	\$0	\$0
Construction (CN)	\$698,000	\$0	\$0	\$0	\$0	\$0
Yearly Project Cost*	\$698,000	\$0	\$0	\$0	\$0	\$0



Transit - Capital Enhancement Fuel Island - FY2009

Build a fuel island for the bus system.

Key # : 10802

Project Year: 2009
Previous Expenditures: \$0
Local Match: 20.00%
Local Share: \$187,500
Federal Share: \$750,000
Total Project Cost: \$937,500

Requesting Agency Valley Regional Transit

Funding Source: FTA 5307

	2008	2009	2010	2011	2012	PD
Preliminary Engineering (PE)	\$0	\$0	\$0	\$0	\$0	\$0
Preliminary Engineering Consulting (PC)	\$0	\$0	\$0	\$0	\$0	\$0
Right-of-Way (RW)	\$0	\$0	\$0	\$0	\$0	\$0
Utilities (UT)	\$0	\$0	\$0	\$0	\$0	\$0
Construction Engineering (CE)	\$0	\$0	\$0	\$0	\$0	\$0
Construction (CN)	\$0	\$937,500	\$0	\$0	\$0	\$0
Yearly Project Cost*	\$0	\$937,500	\$0	\$0	\$0	\$0



Transit - Capital Facility/Equipment - FY2008

Key # : 10103

Boise Capital Facility/Equipment and associated capital maintenance funds to purchase, maintain/repair equipment and facility.

Project Year: 2008
 Previous Expenditures: \$0
 Local Match: 20.00%
 Local Share: \$43,500
 Federal Share: \$174,000
 Total Project Cost: \$217,500

Requesting Agency Valley Regional Transit

Funding Source: FTA 5307

	2008	2009	2010	2011	2012	PD
Preliminary Engineering (PE)	\$0	\$0	\$0	\$0	\$0	\$0
Preliminary Engineering Consulting (PC)	\$0	\$0	\$0	\$0	\$0	\$0
Right-of-Way (RW)	\$0	\$0	\$0	\$0	\$0	\$0
Utilities (UT)	\$0	\$0	\$0	\$0	\$0	\$0
Construction Engineering (CE)	\$0	\$0	\$0	\$0	\$0	\$0
Construction (CN)	\$217,500	\$0	\$0	\$0	\$0	\$0
Yearly Project Cost*	\$217,500	\$0	\$0	\$0	\$0	\$0



Transit - Capital Vehicle - FY2009

Provide vehicles for fixed line and demand response in the Boise Urbanized Area.

Key # : 10803

Project Year: 2009
Previous Expenditures: \$0
Local Match: 17.00%
Local Share: \$24,578
Federal Share: \$120,000
Total Project Cost: \$144,578

Requesting Agency Valley Regional Transit

Funding Source: FTA 5307

	2008	2009	2010	2011	2012	PD
Preliminary Engineering (PE)	\$0	\$0	\$0	\$0	\$0	\$0
Preliminary Engineering Consulting (PC)	\$0	\$0	\$0	\$0	\$0	\$0
Right-of-Way (RW)	\$0	\$0	\$0	\$0	\$0	\$0
Utilities (UT)	\$0	\$0	\$0	\$0	\$0	\$0
Construction Engineering (CE)	\$0	\$0	\$0	\$0	\$0	\$0
Construction (CN)	\$0	\$144,578	\$0	\$0	\$0	\$0
Yearly Project Cost*	\$0	\$144,578	\$0	\$0	\$0	\$0



Transit - Capital Vehicle - FY2010

Provide vehicles for fixed line and demand response in the Boise Urbanized Area.

Key # : 11379

Project Year: 2010
Previous Expenditures: \$0
Local Match: 17.00%
Local Share: \$185,361
Federal Share: \$905,000
Total Project Cost: \$1,090,361

Requesting Agency Valley Regional Transit

Funding Source: FTA 5307

	2008	2009	2010	2011	2012	PD
Preliminary Engineering (PE)	\$0	\$0	\$0	\$0	\$0	\$0
Preliminary Engineering Consulting (PC)	\$0	\$0	\$0	\$0	\$0	\$0
Right-of-Way (RW)	\$0	\$0	\$0	\$0	\$0	\$0
Utilities (UT)	\$0	\$0	\$0	\$0	\$0	\$0
Construction Engineering (CE)	\$0	\$0	\$0	\$0	\$0	\$0
Construction (CN)	\$0	\$0	\$1,090,361	\$0	\$0	\$0
Yearly Project Cost*	\$0	\$0	\$1,090,361	\$0	\$0	\$0



Transit - Capital Vehicle - FY2011

Provide vehicles for fixed line and demand response in the Boise Urbanized Area.

Key # : 11386

Project Year: 2011
Previous Expenditures: \$0
Local Match: 17.00%
Local Share: \$198,060
Federal Share: \$967,000
Total Project Cost: \$1,165,060

Requesting Agency Valley Regional Transit

Funding Source: FTA 5307

	2008	2009	2010	2011	2012	PD
Preliminary Engineering (PE)	\$0	\$0	\$0	\$0	\$0	\$0
Preliminary Engineering Consulting (PC)	\$0	\$0	\$0	\$0	\$0	\$0
Right-of-Way (RW)	\$0	\$0	\$0	\$0	\$0	\$0
Utilities (UT)	\$0	\$0	\$0	\$0	\$0	\$0
Construction Engineering (CE)	\$0	\$0	\$0	\$0	\$0	\$0
Construction (CN)	\$0	\$0	\$0	\$1,165,060	\$0	\$0
Yearly Project Cost*	\$0	\$0	\$0	\$1,165,060	\$0	\$0



Transit - Capital, Meridian Senior Center - FY2008

Key # : 11356

Transit capital for the Meridian Senior Center. Pending completion of a coordination public transportation plan.

Project Year: 2008
 Previous Expenditures: \$0
 Local Match: 8.00%
 Local Share: \$4,160
 Federal Share: \$47,840
 Total Project Cost: \$52,000

Requesting Agency ITD

Funding Source: FTA 5310

	2008	2009	2010	2011	2012	PD
Preliminary Engineering (PE)	\$0	\$0	\$0	\$0	\$0	\$0
Preliminary Engineering Consulting (PC)	\$0	\$0	\$0	\$0	\$0	\$0
Right-of-Way (RW)	\$0	\$0	\$0	\$0	\$0	\$0
Utilities (UT)	\$0	\$0	\$0	\$0	\$0	\$0
Construction Engineering (CE)	\$0	\$0	\$0	\$0	\$0	\$0
Construction (CN)	\$52,000	\$0	\$0	\$0	\$0	\$0
Yearly Project Cost*	\$52,000	\$0	\$0	\$0	\$0	\$0



Transit Capital

Transit - Capital, St. Mark's Catholic Community, Boise - FY2008

Key # : 11357

Transit capital for the St. Mark's Catholic Community. Pending completion of a coordination public transportation plan.

Project Year: 2008
 Previous Expenditures: \$0
 Local Match: 8.00%
 Local Share: \$1,040
 Federal Share: \$11,960
 Total Project Cost: \$13,000

Requesting Agency ITD

Funding Source: FTA 5310

	2008	2009	2010	2011	2012	PD
Preliminary Engineering (PE)	\$0	\$0	\$0	\$0	\$0	\$0
Preliminary Engineering Consulting (PC)	\$0	\$0	\$0	\$0	\$0	\$0
Right-of-Way (RW)	\$0	\$0	\$0	\$0	\$0	\$0
Utilities (UT)	\$0	\$0	\$0	\$0	\$0	\$0
Construction Engineering (CE)	\$0	\$0	\$0	\$0	\$0	\$0
Construction (CN)	\$13,000	\$0	\$0	\$0	\$0	\$0
Yearly Project Cost*	\$13,000	\$0	\$0	\$0	\$0	\$0



Transit Capital

Transit - Demand Response Operations - FY2008

Provide operating funds for Valley Regional Transit Demand Response Services in the Boise Urbanized Area.

Key # : 10101

Project Year: 2008
Previous Expenditures: \$0
Local Match: 20.00%
Local Share: \$66,000
Federal Share: \$264,000
Total Project Cost: \$330,000

Requesting Agency Valley Regional Transit

Funding Source: FTA 5307

	2008	2009	2010	2011	2012	PD
Preliminary Engineering (PE)	\$0	\$0	\$0	\$0	\$0	\$0
Preliminary Engineering Consulting (PC)	\$0	\$0	\$0	\$0	\$0	\$0
Right-of-Way (RW)	\$0	\$0	\$0	\$0	\$0	\$0
Utilities (UT)	\$0	\$0	\$0	\$0	\$0	\$0
Construction Engineering (CE)	\$0	\$0	\$0	\$0	\$0	\$0
Construction (CN)	\$330,000	\$0	\$0	\$0	\$0	\$0
Yearly Project Cost*	\$330,000	\$0	\$0	\$0	\$0	\$0



Transit - Demand Response Operations - FY2009

Provide operating funds for demand response services in the Boise Urbanized Area.

Key # : 10806

Project Year: 2009
Previous Expenditures: \$0
Local Match: 20.00%
Local Share: \$70,250
Federal Share: \$281,000
Total Project Cost: \$351,250

Requesting Agency Valley Regional Transit

Funding Source: FTA 5307

	2008	2009	2010	2011	2012	PD
Preliminary Engineering (PE)	\$0	\$0	\$0	\$0	\$0	\$0
Preliminary Engineering Consulting (PC)	\$0	\$0	\$0	\$0	\$0	\$0
Right-of-Way (RW)	\$0	\$0	\$0	\$0	\$0	\$0
Utilities (UT)	\$0	\$0	\$0	\$0	\$0	\$0
Construction Engineering (CE)	\$0	\$0	\$0	\$0	\$0	\$0
Construction (CN)	\$0	\$351,250	\$0	\$0	\$0	\$0
Yearly Project Cost*	\$0	\$351,250	\$0	\$0	\$0	\$0



Transit - Demand Response Operations - FY2010

Provide operating funds for Demand Response Services in the Boise Urbanized Area.

Key # : 11382

Project Year: 2010
Previous Expenditures: \$0
Local Match: 20.00%
Local Share: \$73,750
Federal Share: \$295,000
Total Project Cost: \$368,750

Requesting Agency Valley Regional Transit

Funding Source: FTA 5307

	2008	2009	2010	2011	2012	PD
Preliminary Engineering (PE)	\$0	\$0	\$0	\$0	\$0	\$0
Preliminary Engineering Consulting (PC)	\$0	\$0	\$0	\$0	\$0	\$0
Right-of-Way (RW)	\$0	\$0	\$0	\$0	\$0	\$0
Utilities (UT)	\$0	\$0	\$0	\$0	\$0	\$0
Construction Engineering (CE)	\$0	\$0	\$0	\$0	\$0	\$0
Construction (CN)	\$0	\$0	\$368,750	\$0	\$0	\$0
Yearly Project Cost*	\$0	\$0	\$368,750	\$0	\$0	\$0



Transit - Demand Response Operations - FY2011

Provide operating funds for demand response services in the Boise Urbanized Area.

Key # : 11389

Project Year: 2011
Previous Expenditures: \$0
Local Match: 20.00%
Local Share: \$76,000
Federal Share: \$304,000
Total Project Cost: \$380,000

Requesting Agency Valley Regional Transit

Funding Source: FTA 5307

	2008	2009	2010	2011	2012	PD
Preliminary Engineering (PE)	\$0	\$0	\$0	\$0	\$0	\$0
Preliminary Engineering Consulting (PC)	\$0	\$0	\$0	\$0	\$0	\$0
Right-of-Way (RW)	\$0	\$0	\$0	\$0	\$0	\$0
Utilities (UT)	\$0	\$0	\$0	\$0	\$0	\$0
Construction Engineering (CE)	\$0	\$0	\$0	\$0	\$0	\$0
Construction (CN)	\$0	\$0	\$0	\$380,000	\$0	\$0
Yearly Project Cost*	\$0	\$0	\$0	\$380,000	\$0	\$0



Transit - Enhancement, Safety and Security - FY2008

Key # : 10104

Purchase transit facilities and materials that will enable riders and non-riders to know how the system operates.

Project Year: 2008
 Previous Expenditures: \$0
 Local Match: 17.00%
 Local Share: \$41,783
 Federal Share: \$204,000
 Total Project Cost: **\$245,783**

Requesting Agency Valley Regional Transit

Funding Source: FTA 5307

	2008	2009	2010	2011	2012	PD
Preliminary Engineering (PE)	\$0	\$0	\$0	\$0	\$0	\$0
Preliminary Engineering Consulting (PC)	\$0	\$0	\$0	\$0	\$0	\$0
Right-of-Way (RW)	\$0	\$0	\$0	\$0	\$0	\$0
Utilities (UT)	\$0	\$0	\$0	\$0	\$0	\$0
Construction Engineering (CE)	\$0	\$0	\$0	\$0	\$0	\$0
Construction (CN)	\$245,783	\$0	\$0	\$0	\$0	\$0
Yearly Project Cost*	\$245,783	\$0	\$0	\$0	\$0	\$0



Transit - Enhancement, Safety and Security - FY2010

Key # : 11378

Provide capital facility, equipment, safety and security, enhancements, and associated capital to operate the transit system.

Project Year: 2010
 Previous Expenditures: \$0
 Local Match: 20.00%
 Local Share: \$58,250
 Federal Share: \$233,000
 Total Project Cost: \$291,250

Requesting Agency Valley Regional Transit

Funding Source: FTA 5307

	2008	2009	2010	2011	2012	PD
Preliminary Engineering (PE)	\$0	\$0	\$0	\$0	\$0	\$0
Preliminary Engineering Consulting (PC)	\$0	\$0	\$0	\$0	\$0	\$0
Right-of-Way (RW)	\$0	\$0	\$0	\$0	\$0	\$0
Utilities (UT)	\$0	\$0	\$0	\$0	\$0	\$0
Construction Engineering (CE)	\$0	\$0	\$0	\$0	\$0	\$0
Construction (CN)	\$0	\$0	\$291,250	\$0	\$0	\$0
Yearly Project Cost*	\$0	\$0	\$291,250	\$0	\$0	\$0



Transit - Enhancement, Safety and Security - FY2011

Provide capital facility, equipment, safety and security, enhancements, and associated capital to operate the transit system.

Key # : 11385

Project Year: 2011
Previous Expenditures: \$0
Local Match: 20.00%
Local Share: \$38,000
Federal Share: \$152,000
Total Project Cost: \$190,000

Requesting Agency Valley Regional Transit

Funding Source: FTA 5307

	2008	2009	2010	2011	2012	PD
Preliminary Engineering (PE)	\$0	\$0	\$0	\$0	\$0	\$0
Preliminary Engineering Consulting (PC)	\$0	\$0	\$0	\$0	\$0	\$0
Right-of-Way (RW)	\$0	\$0	\$0	\$0	\$0	\$0
Utilities (UT)	\$0	\$0	\$0	\$0	\$0	\$0
Construction Engineering (CE)	\$0	\$0	\$0	\$0	\$0	\$0
Construction (CN)	\$0	\$0	\$0	\$190,000	\$0	\$0
Yearly Project Cost*	\$0	\$0	\$0	\$190,000	\$0	\$0



Transit - Facility Construction (176 and 652) - FY2006 (PT02)

Key # : 11392

Provide site selection, environmental analysis, design and construction for a multi-modal center and an alternative analysis for a downtown circulator. Carryover funds from FY2006.

Project Year: 2008
 Previous Expenditures: \$400,000
 Local Match: 20.00%
 Local Share: \$448,565
 Federal Share: \$1,794,260
 Total Project Cost: \$2,242,825

Requesting Agency Valley Regional Transit

Funding Source: FTA 5309

	2008	2009	2010	2011	2012	PD
Preliminary Engineering (PE)	\$0	\$0	\$0	\$0	\$0	\$0
Preliminary Engineering Consulting (PC)	\$0	\$0	\$0	\$0	\$0	\$0
Right-of-Way (RW)	\$0	\$0	\$0	\$0	\$0	\$0
Utilities (UT)	\$0	\$0	\$0	\$0	\$0	\$0
Construction Engineering (CE)	\$0	\$0	\$0	\$0	\$0	\$0
Construction (CN)	\$2,242,825	\$0	\$0	\$0	\$0	\$0
Yearly Project Cost*	\$2,242,825	\$0	\$0	\$0	\$0	\$0



Transit - Facility Construction (176 and 652) - FY2007

Key # : 10807

Provide site selection, environmental analysis, design and construction for a multi-modal center and an alternative analysis for a downtown circulator. Carryover funds from FY2007.

Project Year: 2008
 Previous Expenditures: \$0
 Local Match: 20.00%
 Local Share: \$570,970
 Federal Share: \$2,283,880
 Total Project Cost: **\$2,854,850**

Requesting Agency Valley Regional Transit

Funding Source: FTA 5309

	2008	2009	2010	2011	2012	PD
Preliminary Engineering (PE)	\$0	\$0	\$0	\$0	\$0	\$0
Preliminary Engineering Consulting (PC)	\$0	\$0	\$0	\$0	\$0	\$0
Right-of-Way (RW)	\$0	\$0	\$0	\$0	\$0	\$0
Utilities (UT)	\$0	\$0	\$0	\$0	\$0	\$0
Construction Engineering (CE)	\$0	\$0	\$0	\$0	\$0	\$0
Construction (CN)	\$2,854,850	\$0	\$0	\$0	\$0	\$0
Yearly Project Cost*	\$2,854,850	\$0	\$0	\$0	\$0	\$0



Transit - Facility Construction (176 and 652) - FY2008

Design and construction for a multi-modal center and an alternative analysis for a downtown circulator.

Key # : 10808

Project Year: 2008
Previous Expenditures: \$0
Local Match: 20.00%
Local Share: \$619,530
Federal Share: \$2,478,120
Total Project Cost: \$3,097,650

Requesting Agency Valley Regional Transit

Funding Source: FTA 5309

	2008	2009	2010	2011	2012	PD
Preliminary Engineering (PE)	\$0	\$0	\$0	\$0	\$0	\$0
Preliminary Engineering Consulting (PC)	\$0	\$0	\$0	\$0	\$0	\$0
Right-of-Way (RW)	\$0	\$0	\$0	\$0	\$0	\$0
Utilities (UT)	\$0	\$0	\$0	\$0	\$0	\$0
Construction Engineering (CE)	\$0	\$0	\$0	\$0	\$0	\$0
Construction (CN)	\$3,097,650	\$0	\$0	\$0	\$0	\$0
Yearly Project Cost*	\$3,097,650	\$0	\$0	\$0	\$0	\$0



Transit - Facility Construction (176 and 652) - FY2009

Key # : 10809

Design and construction for a multi-modal center and an alternative analysis for a downtown circulator.

Project Year: 2009

Previous Expenditures: \$0

Local Match: 20.00%

Local Share: \$651,435

Federal Share: \$2,605,740

Total Project Cost: \$3,257,175

Requesting Agency Valley Regional Transit

Funding Source: FTA 5309

	2008	2009	2010	2011	2012	PD
Preliminary Engineering (PE)	\$0	\$0	\$0	\$0	\$0	\$0
Preliminary Engineering Consulting (PC)	\$0	\$0	\$0	\$0	\$0	\$0
Right-of-Way (RW)	\$0	\$0	\$0	\$0	\$0	\$0
Utilities (UT)	\$0	\$0	\$0	\$0	\$0	\$0
Construction Engineering (CE)	\$0	\$0	\$0	\$0	\$0	\$0
Construction (CN)	\$0	\$3,257,175	\$0	\$0	\$0	\$0
Yearly Project Cost*	\$0	\$3,257,175	\$0	\$0	\$0	\$0



Transit - Final Engineering and Construction

Provide final engineering and construction for a transit center on the Boise State University campus.
Funding originated in a fiscal year 2006 carryover/swap.

Key # : 10063

Project Year: 2008
Previous Expenditures: \$0
Local Match: 20.00%
Local Share: \$185,200
Federal Share: \$740,800
Total Project Cost: \$926,000

Requesting Agency Boise State University

Funding Source: FTA 5309

	2008	2009	2010	2011	2012	PD
Preliminary Engineering (PE)	\$0	\$0	\$0	\$0	\$0	\$0
Preliminary Engineering Consulting (PC)	\$0	\$0	\$0	\$0	\$0	\$0
Right-of-Way (RW)	\$0	\$0	\$0	\$0	\$0	\$0
Utilities (UT)	\$0	\$0	\$0	\$0	\$0	\$0
Construction Engineering (CE)	\$0	\$0	\$0	\$0	\$0	\$0
Construction (CN)	\$926,000	\$0	\$0	\$0	\$0	\$0
Yearly Project Cost*	\$926,000	\$0	\$0	\$0	\$0	\$0



**Bus Purchase &
Shelter Construction**

Transit - Final Engineering and Construction

Provide final engineering and construction for a transit center on the Boise State University campus.
Funding originated in a fiscal year 2006 carryover/swap.

Key # : 10110

Project Year: 2008
Previous Expenditures: \$0
Local Match: 20.00%
Local Share: \$39,800
Federal Share: \$159,200
Total Project Cost: \$199,000

Requesting Agency Boise State University

Funding Source: FTA 5309

	2008	2009	2010	2011	2012	PD
Preliminary Engineering (PE)	\$0	\$0	\$0	\$0	\$0	\$0
Preliminary Engineering Consulting (PC)	\$0	\$0	\$0	\$0	\$0	\$0
Right-of-Way (RW)	\$0	\$0	\$0	\$0	\$0	\$0
Utilities (UT)	\$0	\$0	\$0	\$0	\$0	\$0
Construction Engineering (CE)	\$0	\$0	\$0	\$0	\$0	\$0
Construction (CN)	\$199,000	\$0	\$0	\$0	\$0	\$0
Yearly Project Cost*	\$199,000	\$0	\$0	\$0	\$0	\$0



Bus Shelters

Transit - Final Engineering and Construction

Provide final engineering and construction for a transit center on the Boise State University campus.
Funding originated in a FY 2005 carryover/swap.


Key # : 10111

Project Year: 2008
Previous Expenditures: \$0
Local Match: 20.00%
Local Share: \$74,800
Federal Share: \$299,200
Total Project Cost: \$374,000

Requesting Agency Boise State University

Funding Source: FTA 5309

	2008	2009	2010	2011	2012	PD
Preliminary Engineering (PE)	\$0	\$0	\$0	\$0	\$0	\$0
Preliminary Engineering Consulting (PC)	\$0	\$0	\$0	\$0	\$0	\$0
Right-of-Way (RW)	\$0	\$0	\$0	\$0	\$0	\$0
Utilities (UT)	\$0	\$0	\$0	\$0	\$0	\$0
Construction Engineering (CE)	\$0	\$0	\$0	\$0	\$0	\$0
Construction (CN)	\$374,000	\$0	\$0	\$0	\$0	\$0
Yearly Project Cost*	\$374,000	\$0	\$0	\$0	\$0	\$0



Transit - Job Access Reverse Commute (JARC) - FY2006, FY2007 and FY2008

Planning for the JARC program. Includes carryover from FY2006 and FY2007.

Key # : 11362

Project Year: 2008
Previous Expenditures: \$0
Local Match: 50.00%
Local Share: \$302,000
Federal Share: \$302,000
Total Project Cost: \$604,000

Requesting Agency Valley Regional Transit

Funding Source: FTA 5316

	2008	2009	2010	2011	2012	PD
Preliminary Engineering (PE)	\$0	\$0	\$0	\$0	\$0	\$0
Preliminary Engineering Consulting (PC)	\$0	\$0	\$0	\$0	\$0	\$0
Right-of-Way (RW)	\$0	\$0	\$0	\$0	\$0	\$0
Utilities (UT)	\$0	\$0	\$0	\$0	\$0	\$0
Construction Engineering (CE)	\$0	\$0	\$0	\$0	\$0	\$0
Construction (CN)	\$604,000	\$0	\$0	\$0	\$0	\$0
Yearly Project Cost*	\$604,000	\$0	\$0	\$0	\$0	\$0



Transit - Job Access Reverse Commute (JARC) - FY2009

Planning and operations for the JARC program.

Key # : 11364

Project Year: 2009
Previous Expenditures: \$0
Local Match: 50.00%
Local Share: \$118,000
Federal Share: \$118,000
Total Project Cost: \$236,000

Requesting Agency Valley Regional Transit

Funding Source: FTA 5316

	2008	2009	2010	2011	2012	PD
Preliminary Engineering (PE)	\$0	\$0	\$0	\$0	\$0	\$0
Preliminary Engineering Consulting (PC)	\$0	\$0	\$0	\$0	\$0	\$0
Right-of-Way (RW)	\$0	\$0	\$0	\$0	\$0	\$0
Utilities (UT)	\$0	\$0	\$0	\$0	\$0	\$0
Construction Engineering (CE)	\$0	\$0	\$0	\$0	\$0	\$0
Construction (CN)	\$0	\$236,000	\$0	\$0	\$0	\$0
Yearly Project Cost*	\$0	\$236,000	\$0	\$0	\$0	\$0



Transit - Job Access Reverse Commute (JARC) - FY2010

Planning and operations for the JARC program.

Key # : 11383

Project Year: 2010
Previous Expenditures: \$0
Local Match: 50.00%
Local Share: \$121,000
Federal Share: \$121,000
Total Project Cost: \$242,000

Requesting Agency Valley Regional Transit

Funding Source: FTA 5316

	2008	2009	2010	2011	2012	PD
Preliminary Engineering (PE)	\$0	\$0	\$0	\$0	\$0	\$0
Preliminary Engineering Consulting (PC)	\$0	\$0	\$0	\$0	\$0	\$0
Right-of-Way (RW)	\$0	\$0	\$0	\$0	\$0	\$0
Utilities (UT)	\$0	\$0	\$0	\$0	\$0	\$0
Construction Engineering (CE)	\$0	\$0	\$0	\$0	\$0	\$0
Construction (CN)	\$0	\$0	\$242,000	\$0	\$0	\$0
Yearly Project Cost*	\$0	\$0	\$242,000	\$0	\$0	\$0



Transit - Job Access Reverse Commute (JARC) - FY2011

Planning and operations for the JARC program.

Key # : 11390

Project Year: 2011
Previous Expenditures: \$0
Local Match: 50.00%
Local Share: \$125,000
Federal Share: \$125,000
Total Project Cost: \$250,000

Requesting Agency Valley Regional Transit

Funding Source: FTA 5316

	2008	2009	2010	2011	2012	PD
Preliminary Engineering (PE)	\$0	\$0	\$0	\$0	\$0	\$0
Preliminary Engineering Consulting (PC)	\$0	\$0	\$0	\$0	\$0	\$0
Right-of-Way (RW)	\$0	\$0	\$0	\$0	\$0	\$0
Utilities (UT)	\$0	\$0	\$0	\$0	\$0	\$0
Construction Engineering (CE)	\$0	\$0	\$0	\$0	\$0	\$0
Construction (CN)	\$0	\$0	\$0	\$250,000	\$0	\$0
Yearly Project Cost*	\$0	\$0	\$0	\$250,000	\$0	\$0



Transit - New Freedoms Initiative - FY2006, FY2007 and FY2008

Key # : 11363

Planning for the New Freedoms initiative. Includes carryover from FY2006 and FY2007.

Project Year: 2008

Previous Expenditures: \$0

Local Match: 50.00%

Local Share: \$174,000

Federal Share: \$174,000

Total Project Cost: \$348,000

Requesting Agency Valley Regional Transit

Funding Source: FTA 5317

	2008	2009	2010	2011	2012	PD
Preliminary Engineering (PE)	\$0	\$0	\$0	\$0	\$0	\$0
Preliminary Engineering Consulting (PC)	\$0	\$0	\$0	\$0	\$0	\$0
Right-of-Way (RW)	\$0	\$0	\$0	\$0	\$0	\$0
Utilities (UT)	\$0	\$0	\$0	\$0	\$0	\$0
Construction Engineering (CE)	\$0	\$0	\$0	\$0	\$0	\$0
Construction (CN)	\$348,000	\$0	\$0	\$0	\$0	\$0
Yearly Project Cost*	\$348,000	\$0	\$0	\$0	\$0	\$0



Transit - New Freedoms Initiative - FY2009

Planning and operations for the New Freedoms initiative.

Key # : 11365

Project Year: 2009
Previous Expenditures: \$0
Local Match: 50.00%
Local Share: \$68,000
Federal Share: \$68,000
Total Project Cost: \$136,000

Requesting Agency Valley Regional Transit

Funding Source: FTA 5317

	2008	2009	2010	2011	2012	PD
Preliminary Engineering (PE)	\$0	\$0	\$0	\$0	\$0	\$0
Preliminary Engineering Consulting (PC)	\$0	\$0	\$0	\$0	\$0	\$0
Right-of-Way (RW)	\$0	\$0	\$0	\$0	\$0	\$0
Utilities (UT)	\$0	\$0	\$0	\$0	\$0	\$0
Construction Engineering (CE)	\$0	\$0	\$0	\$0	\$0	\$0
Construction (CN)	\$0	\$136,000	\$0	\$0	\$0	\$0
Yearly Project Cost*	\$0	\$136,000	\$0	\$0	\$0	\$0



Transit - New Freedoms Initiative - FY2010

Planning and operations for the New Freedoms initiative.

Key # : 11384

Project Year: 2010

Previous Expenditures: \$0

Local Match: 50.00%

Local Share: \$70,000

Federal Share: \$70,000

Total Project Cost: \$140,000

Requesting Agency Valley Regional Transit

Funding Source: FTA 5317

	2008	2009	2010	2011	2012	PD
Preliminary Engineering (PE)	\$0	\$0	\$0	\$0	\$0	\$0
Preliminary Engineering Consulting (PC)	\$0	\$0	\$0	\$0	\$0	\$0
Right-of-Way (RW)	\$0	\$0	\$0	\$0	\$0	\$0
Utilities (UT)	\$0	\$0	\$0	\$0	\$0	\$0
Construction Engineering (CE)	\$0	\$0	\$0	\$0	\$0	\$0
Construction (CN)	\$0	\$0	\$140,000	\$0	\$0	\$0
Yearly Project Cost*	\$0	\$0	\$140,000	\$0	\$0	\$0



Transit - New Freedoms Initiative - FY2011

Planning and operations for the New Freedoms initiative.

Key # : 11391

Project Year: 2011
Previous Expenditures: \$0
Local Match: 50.00%
Local Share: \$72,000
Federal Share: \$72,000
Total Project Cost: \$144,000

Requesting Agency Valley Regional Transit

Funding Source: FTA 5317

	2008	2009	2010	2011	2012	PD
Preliminary Engineering (PE)	\$0	\$0	\$0	\$0	\$0	\$0
Preliminary Engineering Consulting (PC)	\$0	\$0	\$0	\$0	\$0	\$0
Right-of-Way (RW)	\$0	\$0	\$0	\$0	\$0	\$0
Utilities (UT)	\$0	\$0	\$0	\$0	\$0	\$0
Construction Engineering (CE)	\$0	\$0	\$0	\$0	\$0	\$0
Construction (CN)	\$0	\$0	\$0	\$144,000	\$0	\$0
Yearly Project Cost*	\$0	\$0	\$0	\$144,000	\$0	\$0



Transit - Planning - FY2008

Support planning efforts in the Boise Urbanized Area.

Key # : 10105

Project Year: 2008

Previous Expenditures: \$0

Local Match: 20.00%

Local Share: \$86,500

Federal Share: \$346,000

Total Project Cost: \$432,500

Requesting Agency Valley Regional Transit

Funding Source: FTA 5307

	2008	2009	2010	2011	2012	PD
Preliminary Engineering (PE)	\$0	\$0	\$0	\$0	\$0	\$0
Preliminary Engineering Consulting (PC)	\$0	\$0	\$0	\$0	\$0	\$0
Right-of-Way (RW)	\$0	\$0	\$0	\$0	\$0	\$0
Utilities (UT)	\$0	\$0	\$0	\$0	\$0	\$0
Construction Engineering (CE)	\$0	\$0	\$0	\$0	\$0	\$0
Construction (CN)	\$432,500	\$0	\$0	\$0	\$0	\$0
Yearly Project Cost*	\$432,500	\$0	\$0	\$0	\$0	\$0



Transit - Planning - FY2009

Support planning efforts in the Boise Urbanized Area (State Street corridor).

Key # : 10804

Project Year: 2009

Previous Expenditures: \$0

Local Match: 20.00%

Local Share: \$79,250

Federal Share: \$317,000

Total Project Cost: \$396,250

Requesting Agency Valley Regional Transit

Funding Source: FTA 5307

	2008	2009	2010	2011	2012	PD
Preliminary Engineering (PE)	\$0	\$0	\$0	\$0	\$0	\$0
Preliminary Engineering Consulting (PC)	\$0	\$0	\$0	\$0	\$0	\$0
Right-of-Way (RW)	\$0	\$0	\$0	\$0	\$0	\$0
Utilities (UT)	\$0	\$0	\$0	\$0	\$0	\$0
Construction Engineering (CE)	\$0	\$0	\$0	\$0	\$0	\$0
Construction (CN)	\$0	\$396,250	\$0	\$0	\$0	\$0
Yearly Project Cost*	\$0	\$396,250	\$0	\$0	\$0	\$0



Transit - Planning - FY2010

Support planning efforts in the Boise Urbanized Area.

Key # : 11380

Project Year: 2010
Previous Expenditures: \$0
Local Match: 20.00%
Local Share: \$30,500
Federal Share: \$122,000
Total Project Cost: \$152,500

Requesting Agency Valley Regional Transit

Funding Source: FTA 5307

	2008	2009	2010	2011	2012	PD
Preliminary Engineering (PE)	\$0	\$0	\$0	\$0	\$0	\$0
Preliminary Engineering Consulting (PC)	\$0	\$0	\$0	\$0	\$0	\$0
Right-of-Way (RW)	\$0	\$0	\$0	\$0	\$0	\$0
Utilities (UT)	\$0	\$0	\$0	\$0	\$0	\$0
Construction Engineering (CE)	\$0	\$0	\$0	\$0	\$0	\$0
Construction (CN)	\$0	\$0	\$152,500	\$0	\$0	\$0
Yearly Project Cost*	\$0	\$0	\$152,500	\$0	\$0	\$0



Transit - Planning - FY2011

Support planning efforts in the Boise Urbanized Area.

Key # : 11387

Project Year: 2011
Previous Expenditures: \$0
Local Match: 20.00%
Local Share: \$41,000
Federal Share: \$164,000
Total Project Cost: \$205,000

Requesting Agency Valley Regional Transit

Funding Source: FTA 5307

	2008	2009	2010	2011	2012	PD
Preliminary Engineering (PE)	\$0	\$0	\$0	\$0	\$0	\$0
Preliminary Engineering Consulting (PC)	\$0	\$0	\$0	\$0	\$0	\$0
Right-of-Way (RW)	\$0	\$0	\$0	\$0	\$0	\$0
Utilities (UT)	\$0	\$0	\$0	\$0	\$0	\$0
Construction Engineering (CE)	\$0	\$0	\$0	\$0	\$0	\$0
Construction (CN)	\$0	\$0	\$0	\$205,000	\$0	\$0
Yearly Project Cost*	\$0	\$0	\$0	\$205,000	\$0	\$0



Transit - Preventive Maintenance - FY2008

Provide preventive maintenance, capital facility, equipment, safety and security, enhancement and associated capital support for fixed-route and demand responsive transit services in the Boise Urbanized Area.

Key # : 10102

Project Year: 2008
Previous Expenditures: \$0
Local Match: 20.00%
Local Share: \$320,750
Federal Share: \$1,283,000
Total Project Cost: \$1,603,750

Requesting Agency Valley Regional Transit

Funding Source: FTA 5307

	2008	2009	2010	2011	2012	PD
Preliminary Engineering (PE)	\$0	\$0	\$0	\$0	\$0	\$0
Preliminary Engineering Consulting (PC)	\$0	\$0	\$0	\$0	\$0	\$0
Right-of-Way (RW)	\$0	\$0	\$0	\$0	\$0	\$0
Utilities (UT)	\$0	\$0	\$0	\$0	\$0	\$0
Construction Engineering (CE)	\$0	\$0	\$0	\$0	\$0	\$0
Construction (CN)	\$1,603,750	\$0	\$0	\$0	\$0	\$0
Yearly Project Cost*	\$1,603,750	\$0	\$0	\$0	\$0	\$0



Transit - Preventive Maintenance - FY2009

Key # : 10805

Provide preventive maintenance support for fixed-route and demand responsive transit services in the Boise Urbanized Area.

Project Year: 2009
 Previous Expenditures: \$0
 Local Match: 20.00%
 Local Share: \$333,500
 Federal Share: \$1,334,000
 Total Project Cost: \$1,667,500

Requesting Agency Valley Regional Transit

Funding Source: FTA 5307

	2008	2009	2010	2011	2012	PD
Preliminary Engineering (PE)	\$0	\$0	\$0	\$0	\$0	\$0
Preliminary Engineering Consulting (PC)	\$0	\$0	\$0	\$0	\$0	\$0
Right-of-Way (RW)	\$0	\$0	\$0	\$0	\$0	\$0
Utilities (UT)	\$0	\$0	\$0	\$0	\$0	\$0
Construction Engineering (CE)	\$0	\$0	\$0	\$0	\$0	\$0
Construction (CN)	\$0	\$1,667,500	\$0	\$0	\$0	\$0
Yearly Project Cost*	\$0	\$1,667,500	\$0	\$0	\$0	\$0



Transit - Preventive Maintenance - FY2010

Key # : 11381

Provide preventive maintenance support for fixed-route and demand responsive transit services in the Boise Urbanized Area.

Project Year: 2010
 Previous Expenditures: \$0
 Local Match: 20.00%
 Local Share: \$346,750
 Federal Share: \$1,387,000
 Total Project Cost: \$1,733,750

Requesting Agency Valley Regional Transit

Funding Source: FTA 5307

	2008	2009	2010	2011	2012	PD
Preliminary Engineering (PE)	\$0	\$0	\$0	\$0	\$0	\$0
Preliminary Engineering Consulting (PC)	\$0	\$0	\$0	\$0	\$0	\$0
Right-of-Way (RW)	\$0	\$0	\$0	\$0	\$0	\$0
Utilities (UT)	\$0	\$0	\$0	\$0	\$0	\$0
Construction Engineering (CE)	\$0	\$0	\$0	\$0	\$0	\$0
Construction (CN)	\$0	\$0	\$1,733,750	\$0	\$0	\$0
Yearly Project Cost*	\$0	\$0	\$1,733,750	\$0	\$0	\$0



Transit - Preventive Maintenance - FY2011

Key # : 11388

Provide preventive maintenance support for fixed-route and demand responsive transit services in the Boise Urbanized Area.

Project Year: 2011
Previous Expenditures: \$0
Local Match: 20.00%
Local Share: \$360,750
Federal Share: \$1,443,000
Total Project Cost: \$1,803,750

Requesting Agency Valley Regional Transit

Funding Source: FTA 5307

	2008	2009	2010	2011	2012	PD
Preliminary Engineering (PE)	\$0	\$0	\$0	\$0	\$0	\$0
Preliminary Engineering Consulting (PC)	\$0	\$0	\$0	\$0	\$0	\$0
Right-of-Way (RW)	\$0	\$0	\$0	\$0	\$0	\$0
Utilities (UT)	\$0	\$0	\$0	\$0	\$0	\$0
Construction Engineering (CE)	\$0	\$0	\$0	\$0	\$0	\$0
Construction (CN)	\$0	\$0	\$0	\$1,803,750	\$0	\$0
Yearly Project Cost*	\$0	\$0	\$0	\$1,803,750	\$0	\$0



Transit - Purchase Vans, Design Sidewalk, and Park and Ride Lot Selection

Purchase commuter vans, design sidewalk for the Catalpa Road project, and determine site selection for the Karcher Park and Ride lot. Section 5309 project from a previously approved Transportation Improvement Program which will be obligated in FY2008.

Key # : 10062

Project Year: 2008
Previous Expenditures: \$0
Local Match: 20.00%
Local Share: \$167,500
Federal Share: \$670,000
Total Project Cost: \$837,500

Requesting Agency ACHD

Funding Source: FTA 5309

	2008	2009	2010	2011	2012	PD
Preliminary Engineering (PE)	\$0	\$0	\$0	\$0	\$0	\$0
Preliminary Engineering Consulting (PC)	\$0	\$0	\$0	\$0	\$0	\$0
Right-of-Way (RW)	\$0	\$0	\$0	\$0	\$0	\$0
Utilities (UT)	\$0	\$0	\$0	\$0	\$0	\$0
Construction Engineering (CE)	\$0	\$0	\$0	\$0	\$0	\$0
Construction (CN)	\$837,500	\$0	\$0	\$0	\$0	\$0
Yearly Project Cost*	\$837,500	\$0	\$0	\$0	\$0	\$0



Transit - Treasure Valley, Idaho Transit Facilities - FY2008

Key # : NEW1


Funds are from a FY2008 Congressional appropriation, and will be used for site location for facilities that could include transfer centers in Meridian, Nampa, and Caldwell, and an administrative facility in the City of Meridian. Total = \$360,000 (50% Ada County and 50% Canyon County) Northern Ada County portion.

Project Year: 2008
 Previous Expenditures: \$0
 Local Match: 20.00%
 Local Share: \$36,000
 Federal Share: \$144,000
 Total Project Cost: \$180,000

Requesting Agency Valley Regional Transit

Funding Source: FTA 5309

	2008	2009	2010	2011	2012	PD
Preliminary Engineering (PE)	\$0	\$0	\$0	\$0	\$0	\$0
Preliminary Engineering Consulting (PC)	\$0	\$0	\$0	\$0	\$0	\$0
Right-of-Way (RW)	\$0	\$0	\$0	\$0	\$0	\$0
Utilities (UT)	\$0	\$0	\$0	\$0	\$0	\$0
Construction Engineering (CE)	\$0	\$0	\$0	\$0	\$0	\$0
Construction (CN)	\$180,000	\$0	\$0	\$0	\$0	\$0
Yearly Project Cost*	\$180,000	\$0	\$0	\$0	\$0	\$0



Transit - Vans, Park and Ride, and Facility - FY2008

Provides for capital improvements including van replacement and/or expansion, design and potential acquisition of park and ride lots, and construction for the Catalpa pedestrian access.

Key # : 11349

Project Year: 2008
Previous Expenditures: \$0
Local Match: 16.67%
Local Share: \$102,333
Federal Share: \$511,667
Total Project Cost: \$614,000

Requesting Agency ACHD

Funding Source: FTA 5309

	2008	2009	2010	2011	2012	PD
Preliminary Engineering (PE)	\$0	\$0	\$0	\$0	\$0	\$0
Preliminary Engineering Consulting (PC)	\$0	\$0	\$0	\$0	\$0	\$0
Right-of-Way (RW)	\$0	\$0	\$0	\$0	\$0	\$0
Utilities (UT)	\$0	\$0	\$0	\$0	\$0	\$0
Construction Engineering (CE)	\$0	\$0	\$0	\$0	\$0	\$0
Construction (CN)	\$614,000	\$0	\$0	\$0	\$0	\$0
Yearly Project Cost*	\$614,000	\$0	\$0	\$0	\$0	\$0



Transit - Vehicles, Facility Upgrade, Equipment - FY2008

Provides for capital improvements including new vehicles, facility upgrade, and equipment.

Key # : 11351

Project Year: 2008
Previous Expenditures: \$0
Local Match: 17.83%
Local Share: \$190,201
Federal Share: \$876,799
Total Project Cost: \$1,067,000

Requesting Agency Valley Regional Transit

Funding Source: FTA 5309

	2008	2009	2010	2011	2012	PD
Preliminary Engineering (PE)	\$0	\$0	\$0	\$0	\$0	\$0
Preliminary Engineering Consulting (PC)	\$0	\$0	\$0	\$0	\$0	\$0
Right-of-Way (RW)	\$0	\$0	\$0	\$0	\$0	\$0
Utilities (UT)	\$0	\$0	\$0	\$0	\$0	\$0
Construction Engineering (CE)	\$0	\$0	\$0	\$0	\$0	\$0
Construction (CN)	\$1,067,000	\$0	\$0	\$0	\$0	\$0
Yearly Project Cost*	\$1,067,000	\$0	\$0	\$0	\$0	\$0



Treasure Valley Air Quality Study

The study will determine whether the Treasure Valley is NO_x or VOC “limited.” The study will develop meteorological profiles of pollution events, compile existing data into one database, validate and analyze the data, and use the data as an input to the CMAQ model to run scenarios that will enable DEQ to measure the effectiveness of control measures.

Key # : 09740

Project Year: 2008
Previous Expenditures: \$1,000
Local Match: 7.34%
Local Share: \$28,993
Federal Share: \$366,007
Total Project Cost: \$395,000

Requesting Agency DEQ

Funding Source: CMAQ

	2008	2009	2010	2011	2012	PD
Preliminary Engineering (PE)	\$0	\$0	\$0	\$0	\$0	\$0
Preliminary Engineering Consulting (PC)	\$0	\$0	\$0	\$0	\$0	\$0
Right-of-Way (RW)	\$0	\$0	\$0	\$0	\$0	\$0
Utilities (UT)	\$0	\$0	\$0	\$0	\$0	\$0
Construction Engineering (CE)	\$0	\$0	\$0	\$0	\$0	\$0
Construction (CN)	\$220,000	\$175,000	\$0	\$0	\$0	\$0
Yearly Project Cost*	\$220,000	\$175,000	\$0	\$0	\$0	\$0



US 20/26 Intersection with Linder Road

Intersection improvements.

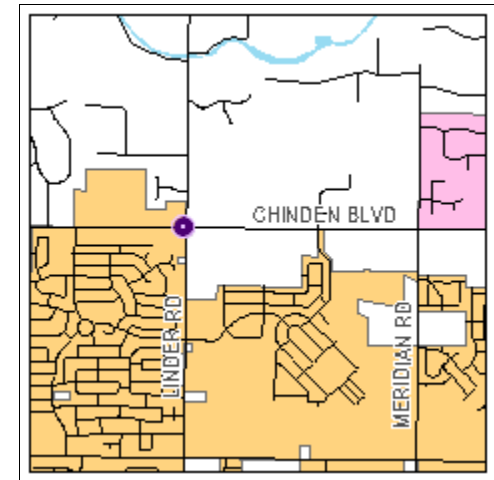
Key # : 10522

Project Year: 2010
Previous Expenditures: \$30,000
Local Match: 7.34%
Local Share: \$44,040
Federal Share: \$555,960
Total Project Cost: \$600,000

Requesting Agency ITD

Funding Source: Safety - Statewide

	2008	2009	2010	2011	2012	PD
Preliminary Engineering (PE)	\$0	\$0	\$0	\$0	\$0	\$0
Preliminary Engineering Consulting (PC)	\$0	\$0	\$0	\$0	\$0	\$0
Right-of-Way (RW)	\$200,000	\$0	\$0	\$0	\$0	\$0
Utilities (UT)	\$0	\$0	\$0	\$0	\$0	\$0
Construction Engineering (CE)	\$0	\$0	\$60,000	\$0	\$0	\$0
Construction (CN)	\$0	\$0	\$340,000	\$0	\$0	\$0
Yearly Project Cost*	\$200,000	\$0	\$400,000	\$0	\$0	\$0



US 20/26, Cloverdale Road to Hewlett Packard Main Entrance

Reconstruct and realign from mile 41.23 to mile 42.15.

Key # : 07148

Project Year: 2008

Previous Expenditures: \$2,859,000

Local Match: 7.34%

Local Share: \$362,963

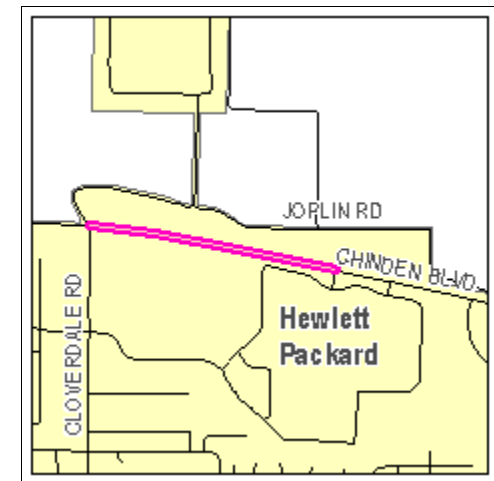
Federal Share: \$4,582,037

Total Project Cost: \$4,945,000

Requesting Agency ITD

Funding Source: Expansion

	2008	2009	2010	2011	2012	PD
Preliminary Engineering (PE)	\$0	\$0	\$0	\$0	\$0	\$0
Preliminary Engineering Consulting (PC)	\$0	\$0	\$0	\$0	\$0	\$0
Right-of-Way (RW)	\$0	\$0	\$0	\$0	\$0	\$0
Utilities (UT)	\$0	\$0	\$0	\$0	\$0	\$0
Construction Engineering (CE)	\$0	\$0	\$0	\$0	\$0	\$0
Construction (CN)	\$4,945,000	\$0	\$0	\$0	\$0	\$0
Yearly Project Cost*	\$4,945,000	\$0	\$0	\$0	\$0	\$0



US 20/26, Corridor Preservation, Caldwell to Boise

Key # : 07826

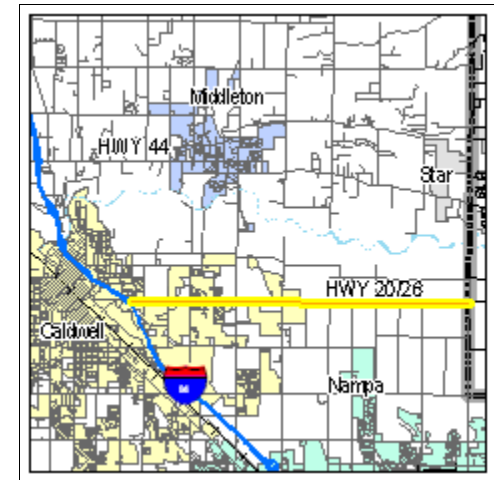
Acquire right-of-way for corridor preservation. Total project cost is \$5,400,000 (53% Ada County and 47% Canyon County). Ada County portion.

Project Year: 2012
 Previous Expenditures: \$2,943,000
 Local Match: 7.34%
 Local Share: \$210,071
 Federal Share: \$2,651,929
 Total Project Cost: \$2,862,000

Requesting Agency ITD

Funding Source: Expansion

	2008	2009	2010	2011	2012	PD
Preliminary Engineering (PE)	\$37,100	\$0	\$0	\$0	\$0	\$0
Preliminary Engineering Consulting (PC)	\$0	\$0	\$0	\$0	\$0	\$0
Right-of-Way (RW)	\$704,900	\$530,000	\$530,000	\$530,000	\$530,000	\$0
Utilities (UT)	\$0	\$0	\$0	\$0	\$0	\$0
Construction Engineering (CE)	\$0	\$0	\$0	\$0	\$0	\$0
Construction (CN)	\$0	\$0	\$0	\$0	\$0	\$0
Yearly Project Cost*	\$742,000	\$530,000	\$530,000	\$530,000	\$530,000	\$0



US 20/26, Ridenbaugh Canal to Junction I-84

Rehabilitation from mile 52.12 to mile 52.81.

Key # : 09480

Project Year: 2010
Previous Expenditures: \$22,000
Local Match: 7.34%
Local Share: \$80,740
Federal Share: \$1,019,260
Total Project Cost: \$1,100,000

Requesting Agency ITD

Funding Source: Pavement Preservation

	2008	2009	2010	2011	2012	PD
Preliminary Engineering (PE)	\$0	\$0	\$0	\$0	\$0	\$0
Preliminary Engineering Consulting (PC)	\$70,000	\$0	\$0	\$0	\$0	\$0
Right-of-Way (RW)	\$0	\$0	\$0	\$0	\$0	\$0
Utilities (UT)	\$0	\$0	\$0	\$0	\$0	\$0
Construction Engineering (CE)	\$0	\$0	\$140,000	\$0	\$0	\$0
Construction (CN)	\$0	\$0	\$890,000	\$0	\$0	\$0
Yearly Project Cost*	\$70,000	\$0	\$1,030,000	\$0	\$0	\$0

