

2022 Annual Report | Boise Friendship Bridge



Dane Hoskins
02/13/2023


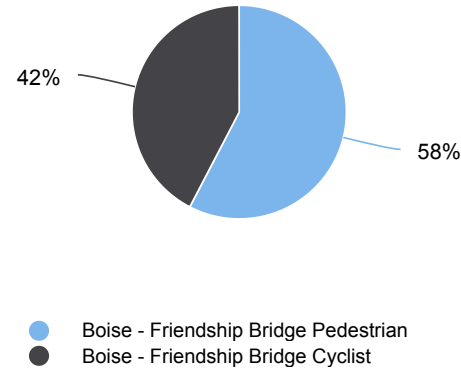
Boise - Friendship Bridge

January 1, 2022 → December 31, 2022

Location



Distribution by User Type



Daily Avg. - Week - Pedestrians

date_range 01/01/2023 → 02/12/2023

Daily Average

1,087

↑
+36.6%

📊 Compared to 01/02/2022 → 02/13/2022

Daily Avg. - Weekend - Pedestrians

date_range 01/01/2023 → 02/12/2023

Daily Average

721

↑
+1.9%

📊 Compared to 01/02/2022 → 02/13/2022

Daily Avg. - Week - Cyclists

date_range 01/01/2023 → 02/12/2023

Daily Average

332

↑
+41.8%

📊 Compared to 01/02/2022 → 02/13/2022

Daily Avg. - Weekend - Cyclists

date_range 01/01/2023 → 02/12/2023

Daily Average

244

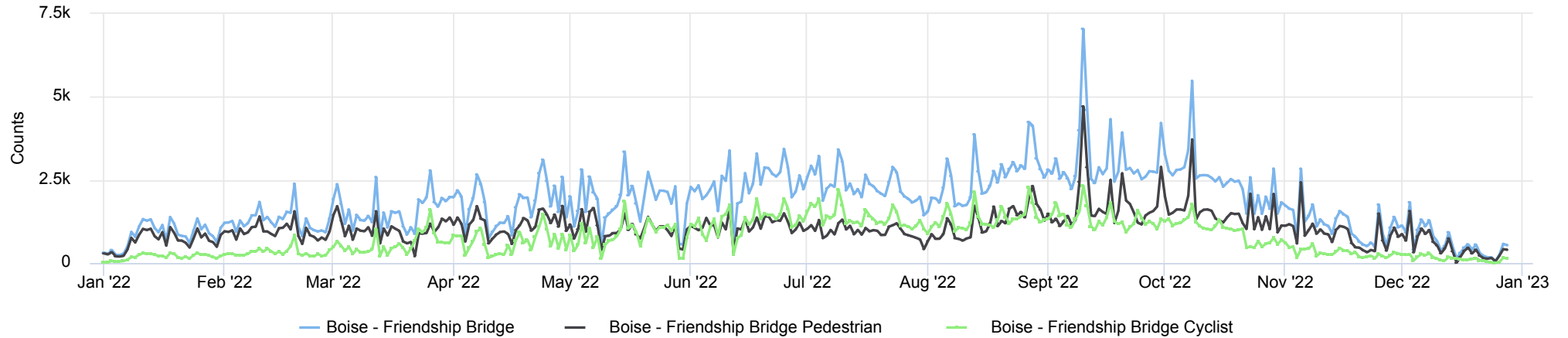
↑
+17.4%

📊 Compared to 01/02/2022 → 02/13/2022

Boise - Friendship Bridge

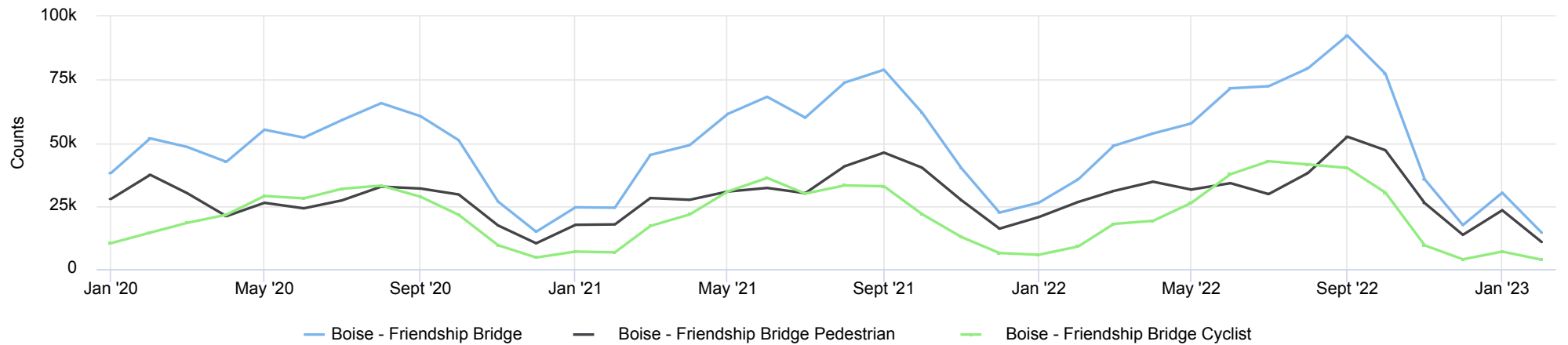
January 1, 2022 → December 31, 2022

Daily traffic



Monthly traffic

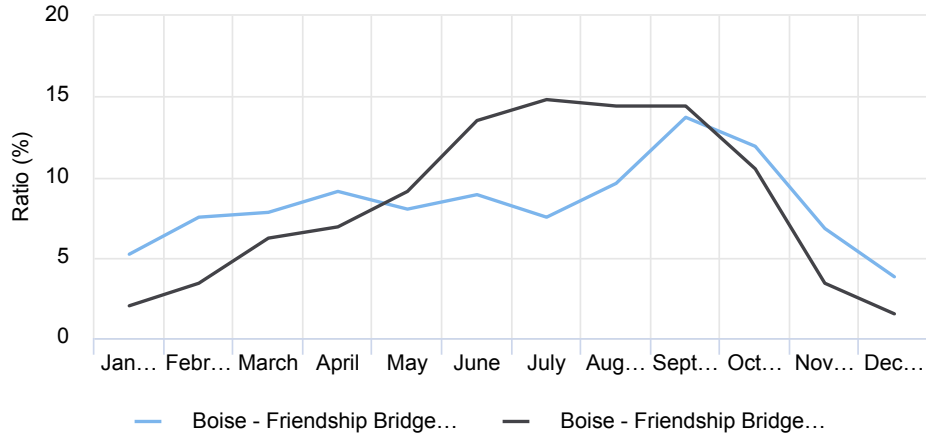
date_range 01/01/2020 → 02/12/2023



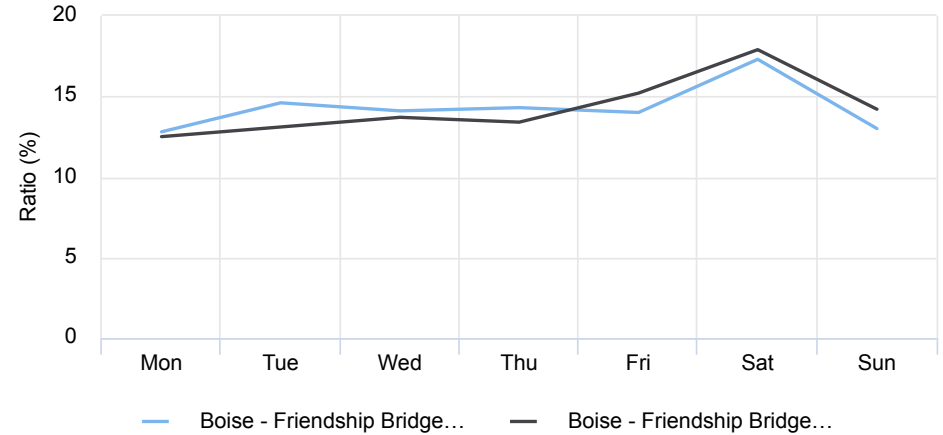
Boise - Friendship Bridge

January 1, 2022 → December 31, 2022

Monthly Profile

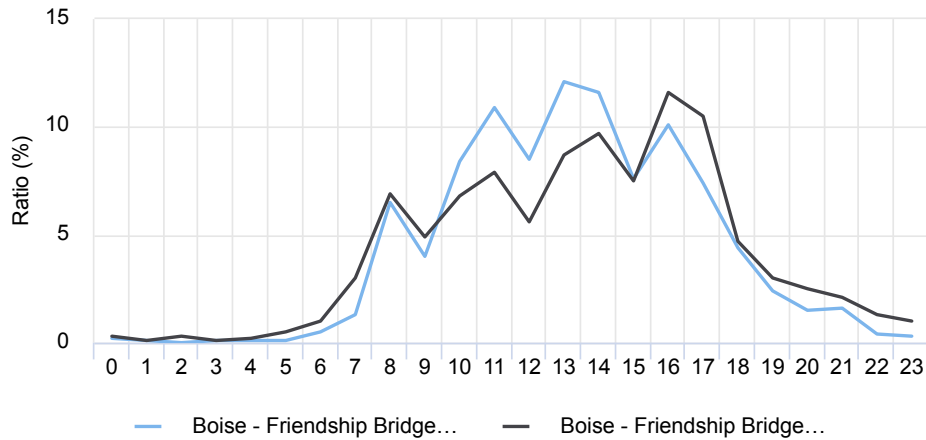


Daily Profile



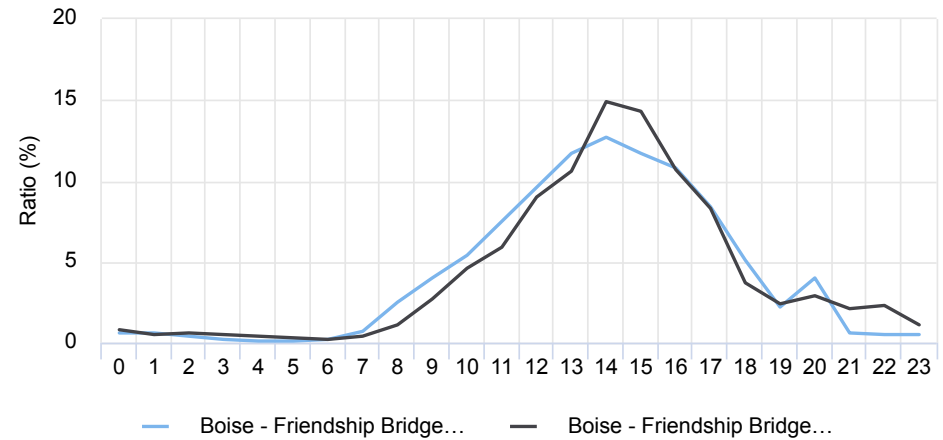
Hourly Profile - Weekdays

date_range 01/01/2023 → 02/12/2023



Hourly Profile - Weekend

date_range 01/01/2023 → 02/12/2023

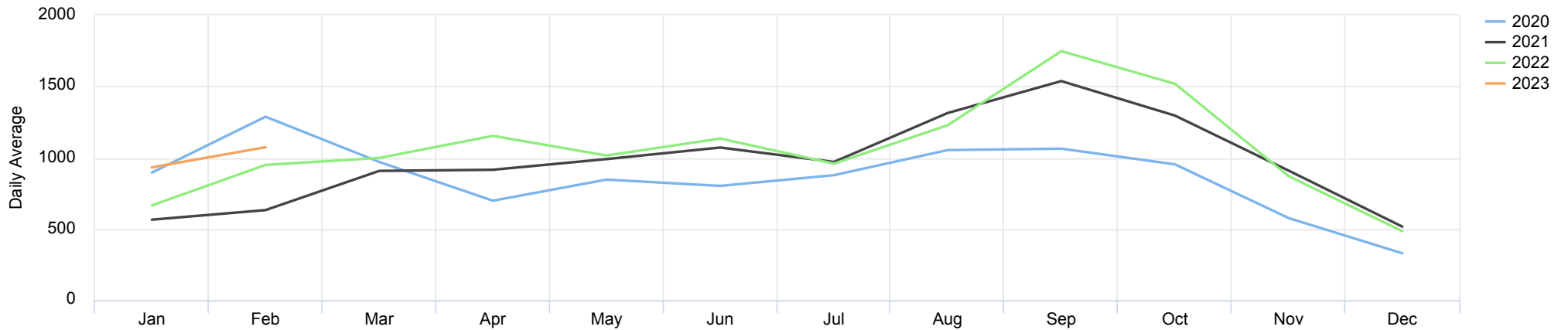


Boise - Friendship Bridge

January 1, 2022 → December 31, 2022

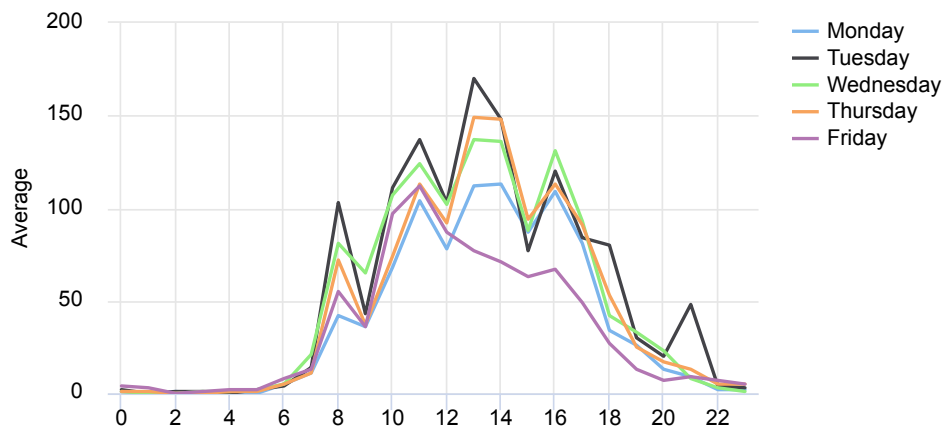
Annual Comparison - Pedestrians

date_range 01/01/2020 → 02/12/2023



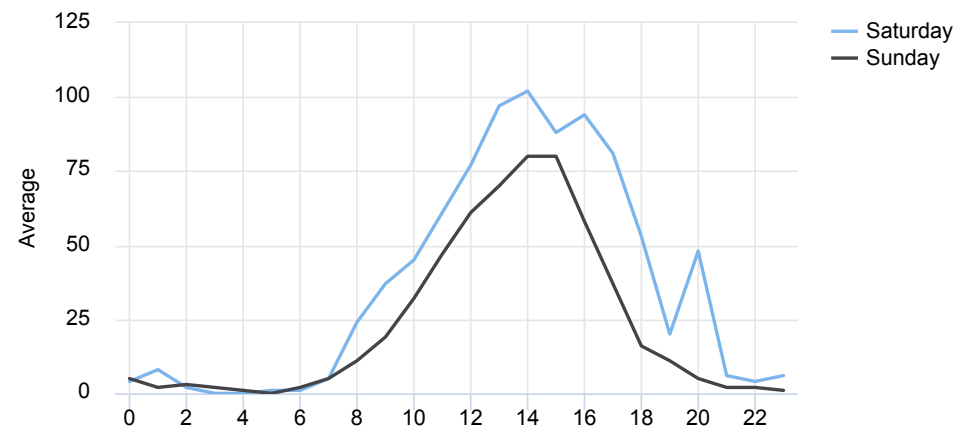
Hourly Profile - Pedestrians

date_range 01/01/2023 → 02/12/2023



Hourly Profile - Pedestrians

date_range 01/01/2023 → 02/12/2023

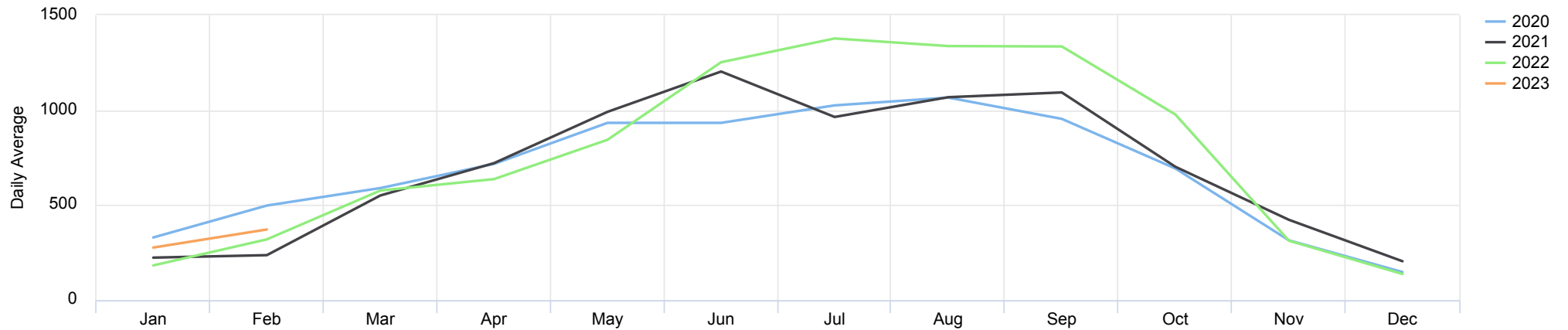


Boise - Friendship Bridge

January 1, 2022 → December 31, 2022

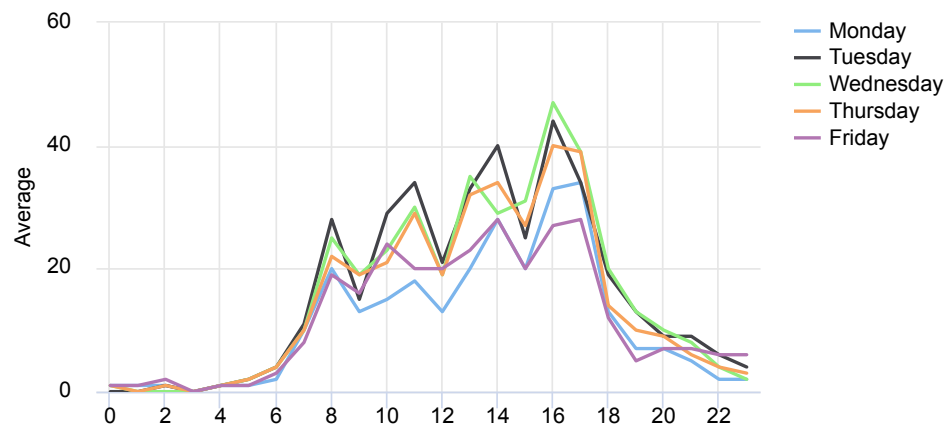
Annual Comparison - Cyclists

date_range 01/01/2020 → 02/12/2023



Hourly Profile - Cyclists

date_range 01/01/2023 → 02/12/2023



Hourly Profile - Cyclists

date_range 01/01/2023 → 02/12/2023

