

2022 Annual Report | Caldwell Greenbelt

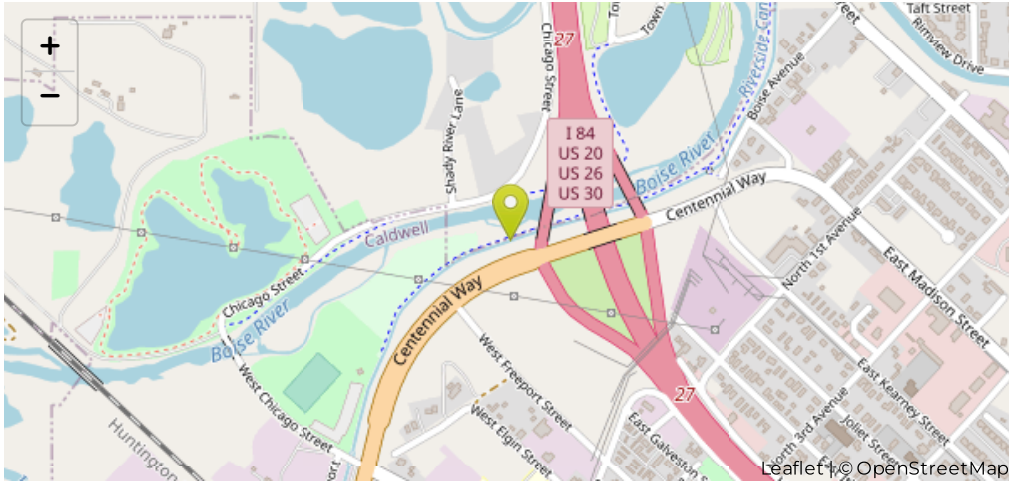


Dane Hoskins
01/09/2023


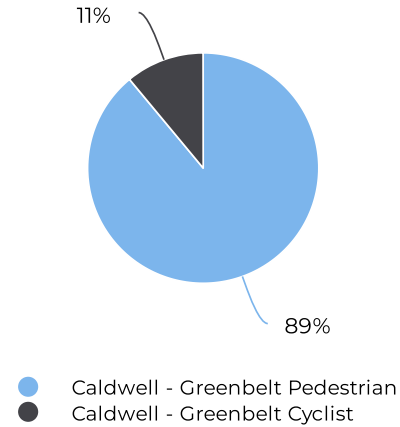
Caldwell - Greenbelt

January 1, 2022 → December 31, 2022

Location



Distribution by User Type



Daily Avg. - Week - Pedestrian...

📅 01/01/2023 → 01/08/2023

Daily Average

No Data

📊 Compared to 01/02/2022 → 01/09/2022

Daily Avg. - Weekend - Pede...

📅 01/01/2023 → 01/08/2023

Daily Average

No Data

📊 Compared to 01/02/2022 → 01/09/2022

Daily Avg. - Week - Cyclists

📅 01/01/2023 → 01/08/2023

Daily Average

No Data

📊 Compared to 01/02/2022 → 01/09/2022

Daily Avg. - Weekend - Cycli...

📅 01/01/2023 → 01/08/2023

Daily Average

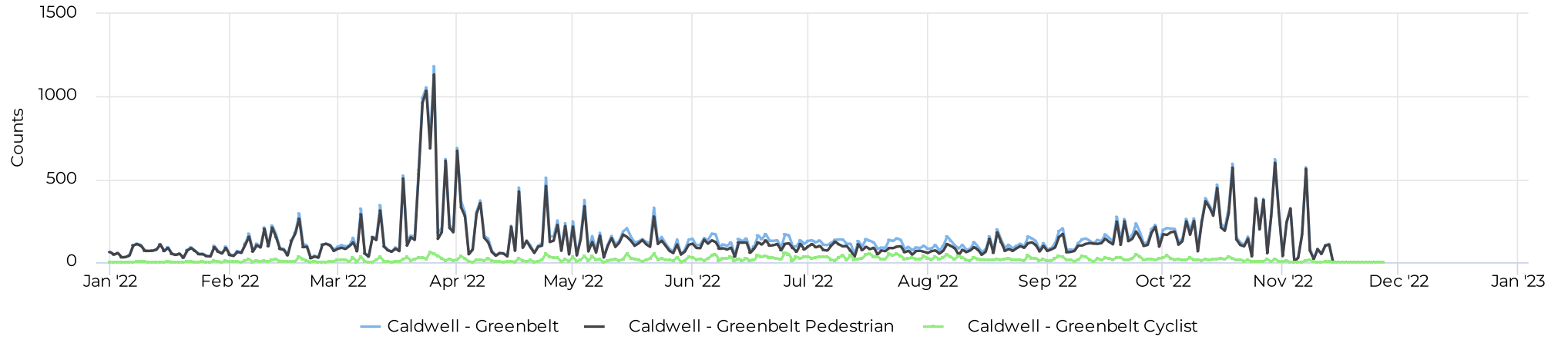
No Data

📊 Compared to 01/02/2022 → 01/09/2022

Caldwell - Greenbelt

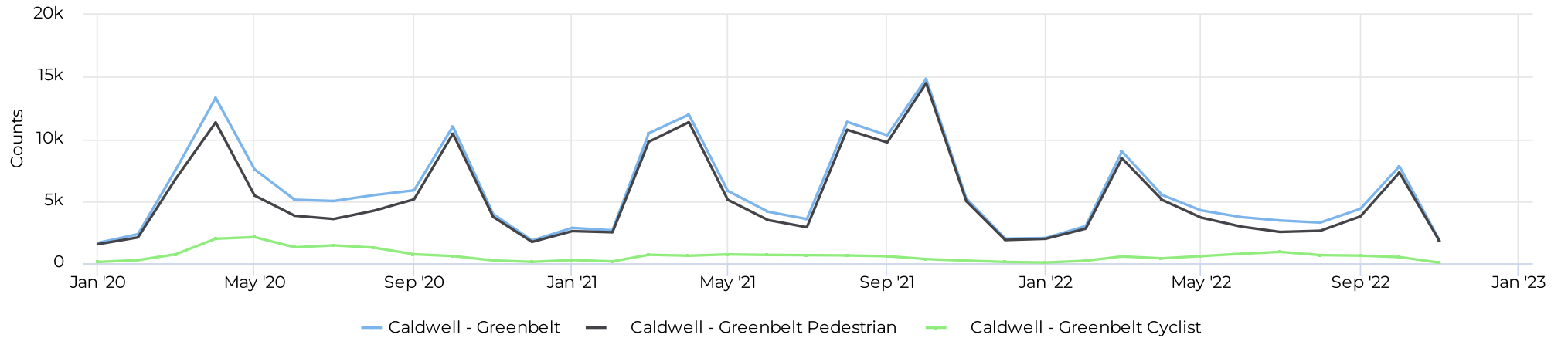
January 1, 2022 → December 31, 2022

Daily traffic ↗



Monthly traffic

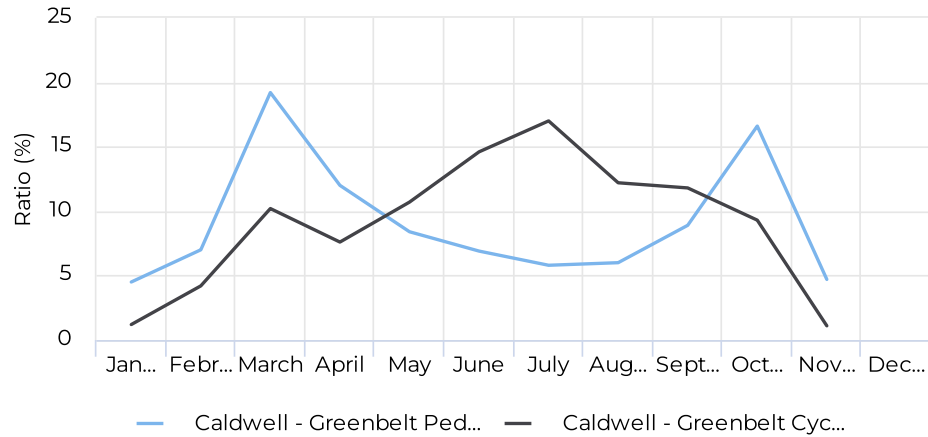
01/01/2020 → 01/08/2023



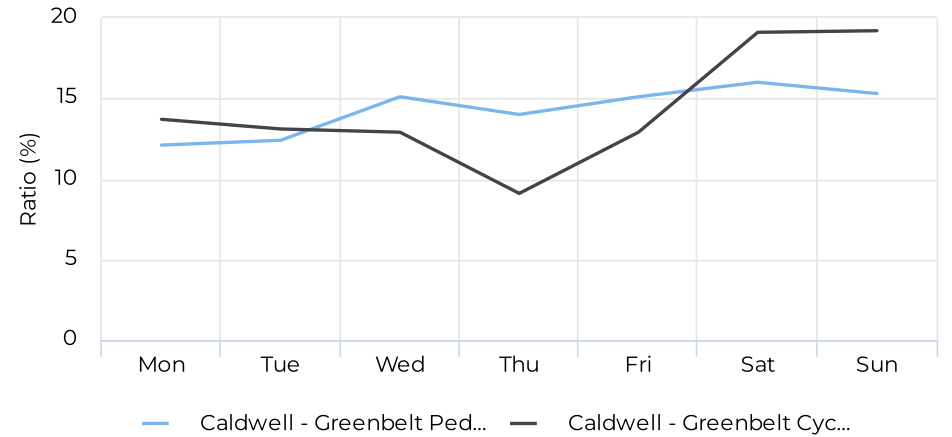
Caldwell - Greenbelt

January 1, 2022 → December 31, 2022

Monthly Profile



Daily Profile



Hourly Profile - Weekdays

01/01/2023 → 01/08/2023

No Data

Hourly Profile - Weekend

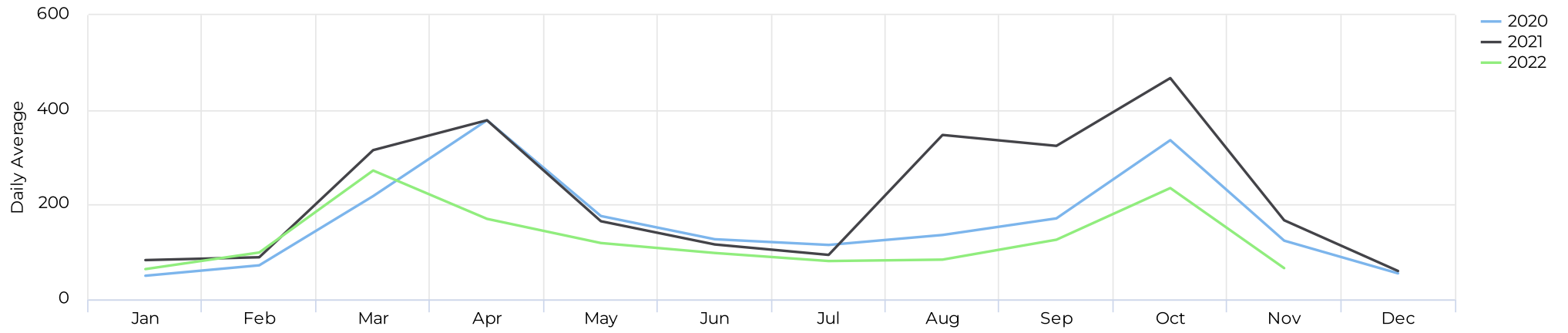
01/01/2023 → 01/08/2023

No Data

January 1, 2022 → December 31, 2022

Annual Comparison - Pedestrians

📅 01/01/2020 → 01/08/2023



Hourly Profile - Pedestrians

📅 01/01/2023 → 01/08/2023

No Data

Hourly Profile - Pedestrians

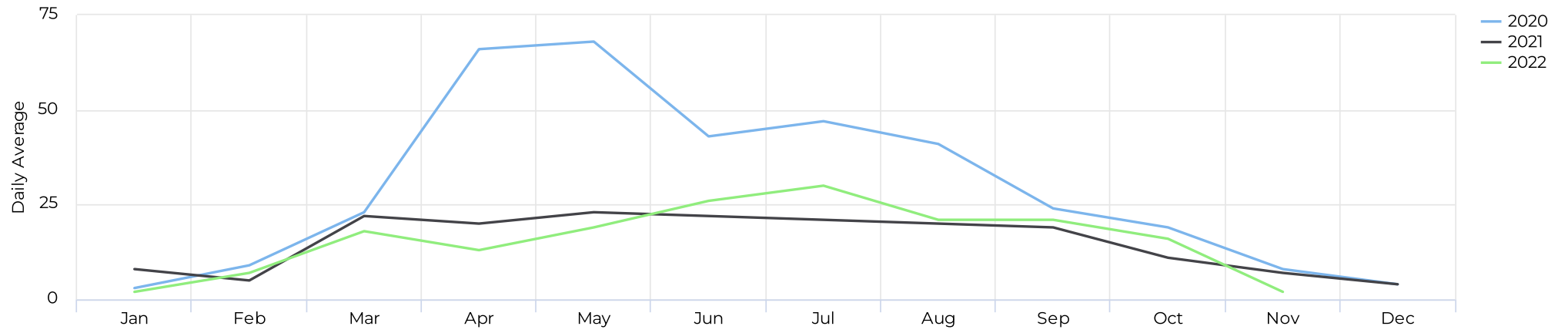
📅 01/01/2023 → 01/08/2023

No Data

January 1, 2022 → December 31, 2022

Annual Comparison - Cyclists

📅 01/01/2020 → 01/08/2023



Hourly Profile - Cyclists

📅 01/01/2023 → 01/08/2023

No Data

Hourly Profile - Cyclists

📅 01/01/2023 → 01/08/2023

No Data