

Item IV-A

Safe Streets and Roads for All (SS4A): Regional Safety Action Plan

Purpose: Provide background,
scope, timeline, and next steps

Hunter Mulhall
Principal Planner

Briefly Cover Today...



SAFE STREETS AND
ROADS FOR ALL
PROGRAM



REGIONAL SAFETY
ACTION PLAN
BACKGROUND AND
SCOPE



ACTION PLAN
STATUS AND
SCHEDULE



NEXT STEPS AND
HOW TO STAY
INFORMED



U.S. Department of Transportation

S | S
— | —
4 | A



Safe Streets and Roads for All

Safe Streets and Roads for All – Action Plan




January 2023
Awarded
\$392k



February
2023 Board,
RTAC, and
ongoing
briefings



June 2023
FHWA
Agreement
Completed



October 2023
Contract and
Kickoff



November
2023
Safety Work
Group and
Individual
Stakeholder
Meetings

Safety Action Plan Scope



Outcomes and Benefits of the Safety Action Plan



Actions



Fresh Data and Trends



Strategy and Countermeasures



Projects and Needs



New Funding Opportunity

Project Status and Key Milestones

December 2023

- Engagement Strategy/Process

★ February 2024

- Vision and Goals
- Existing and Peer Practices
- Crash Data Analysis Report

★ June 2024

- Strategy and Countermeasures

★ October 2024

- Outline Implementation Strategies

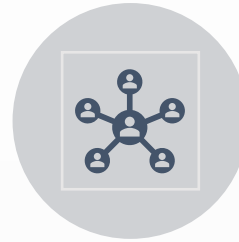
February 2025

- Adopt Final Safety Action Plan

Stay Informed on the Safety Action Plan



Updates to COMPASS Board (Next one is February 2024)



Safety Work Group and Regional Transportation Advisory Committee



Project Website (Winter '24)



Project Newsletter (Winter/Spring '24)



Item IV-B

Topic: Legislative Preview

Purpose: Provide a preview of likely issues in the upcoming Idaho legislative session

Jacob Miller

Government Affairs Coordinator


Overview

- Headwinds
- Proposed legislation
- How you can help




Headwinds

- Election Year
- Civility




Transportation Budget

- Surplus Eliminated?




Transportation Budget

- Surplus Eliminated?
- Process delays due to bungled implementation of LUMA




Transportation Budget

- Surplus eliminated?
- Process delays due to bungled implementation of LUMA
- Changes in the budgeting process




Transportation Budget

- Surplus eliminated?
- Process delays due to bungled implementation of LUMA
- Changes in the budgeting process
- ITD Budget Request
 - Idaho First Funds
 - \$311 Million



Proposed Legislation

- Child Pedestrian Safety Program
- Electric Fuel Tax
- Construction Coordination
- Area of Impact Agreements
- Tourist Tax



Property Tax Proposals

- H292 Fixes
- Inflation Index
- Hospital Exemption



How Can You Help?

- Build relationships with your legislators
- Host a regular coffee or breakfast
- COMPASS day at the Capitol



Questions?



Item IV-D

Item V-A

Topic: Revision 1 of the FY2024 UPWP

Purpose: Adopt Revision 1 of the
FY2024 Unified Planning Work
Program and Budget

Revenues	
Adjust carryover of FY2023 Consolidated Planning Grant funds	\$145,681
Adjust out fund balance previously applied to transportation funding study	(\$4,275)

Revenues	
Adjust budgeted FY2024 Consolidated Planning Grant funds to correspond to the TIP	\$39,268

Revenues		Expenses	
Add carryover of STBG-U funds for installation of permanent bike counters purchased in FY2023	\$6,350	Add costs to install permanent bike counters	\$6,853

Revenues		Expenses	
Add carryover of STBG-TMA funds for fiscal impact tool data update	\$74,128	Add fiscal impact tool data update project, originally planned for FY2023	\$80,000

Revenues		Expenses	
Increase STBG-TMA funding remaining for CIM 2055 to reflect the full amount remaining on the total \$636,000 multi-year project	\$272,177	Carryover remaining costs needed to complete the Regional Housing study	\$6,238
		Reclassify programmed expenses for CIM 2055 to carryforward	(\$248,500)
		Add full costs of CIM 2055	\$536,000

Revenues		Expenses	
Increase amount of STBG-TMA funding for the HC Transit Corridor PEL to reflect the full amount of the total 1.1M multi-year project	\$251,109	Advance costs of the HC Transit Corridor PEL to FY2024	\$271,000
Increase the fund balance draw for the required match on the PEL	\$19,740		

Revenues		Expenses	
Increase ITD contribution for benefit cost analysis software	\$3,800	Increase cost of benefit cost analysis software	\$18,950

Revenues	
Participant contributions from Ada and Canyon counties for the FY2023 flight	\$48,634

Expenses	
City of Kuna withdrew from its Project Development Program project	(\$50,000)

Revenues		Expenses	
Recognize revenue from funds prepaid by AQB for the AQB audit	\$5,500	Costs for the final AQB audit, facilitated by COMPASS	\$5,500

Revenues	
Increase anticipated interest revenue to reflect current, favorable rates	\$25,000

Revenues		Expenses	
Fund balance draw for City of Wilder CIM Implementation Grant	\$25,000	Extend City of Wilder FY23 CIM Implementation Grant to FY24, at Wilder's request	\$25,000

Revenues	
Adjust amount of fund balance draw for match on Carbon Reduction Strategy to the exact amount required	\$212

Expenses	
Increase insurance cost for cyber coverage, increased liability limits	\$7,325
Carryover costs to paint vehicles from prior year	\$6,000
Increase monthly phone expense to shift from hardware- to software-based option	\$5,800
Increase costs for software tools used to support agency work	\$5,500
Increase costs to cover planned equipment replacements in FY2024	\$4,000
Increased cost of COMPASS' share of building insurance	\$2,015
Decrease anticipate costs for publications and supplies	(\$2,000)

Expenses	
Cost for buildout of remaining workspaces, carried forward from prior year	\$20,000

Expenses	
Remove consultant costs for annual salary survey; work will be completed with internal resources	(\$6,500)

Expenses	
Increase costs to cover planned equipment replacements in FY2024	\$10,000
Increase annual licensing cost of GIS software	\$2,660
Increase annual licensing cost of travel demand modeling software	\$1,125

Revenues	
Decrease draw from fund balance for revenue shortfall	(\$205,358)

Draws from Fund Balance	FY2024	Revision 1 FY2024
CIM Implementation Grants	\$100,000	\$125,000
Match – HC Transit Corridor PEL	\$61,000	\$80,740
Match – Transportation Funding Study	\$24,460	\$20,185
Match – Regional Safety Action Plan	\$98,000	\$98,000
Match – Carbon Reduction Strategy	\$13,000	\$13,212
Fund Balance to cover shortfall	\$526,542	\$321,184
TOTAL	\$823,002	\$658,321

Workdays	FY2024	Revision 1 FY2024	Change
Membership services (701)	80	115	35
Communications and education (653)	246	236	(10)
Long range planning (661)	642	640	(2)
Transportation Improvement Program (685)	398	394	(4)
Regional travel demand model (836)	202	191	(11)
Support services (991)	1020	1012	(8)



Recommended Motion

COMPASS Board of Directors adopts Resolution 05-2024, approving Revision 1 of the FY2024 Unified Planning Work Program and Budget.

Item V-B

Topic: FY2023-2029 and FY2024-2030 Regional Transportation Improvement Programs

Purpose: Recommend COMPASS Board
of Directors' Adoption of Resolution
06-2024 Modifying the FY2023-2029
and FY2024-2030 TIPs

Toni Tisdale

Resource Development Team Lead

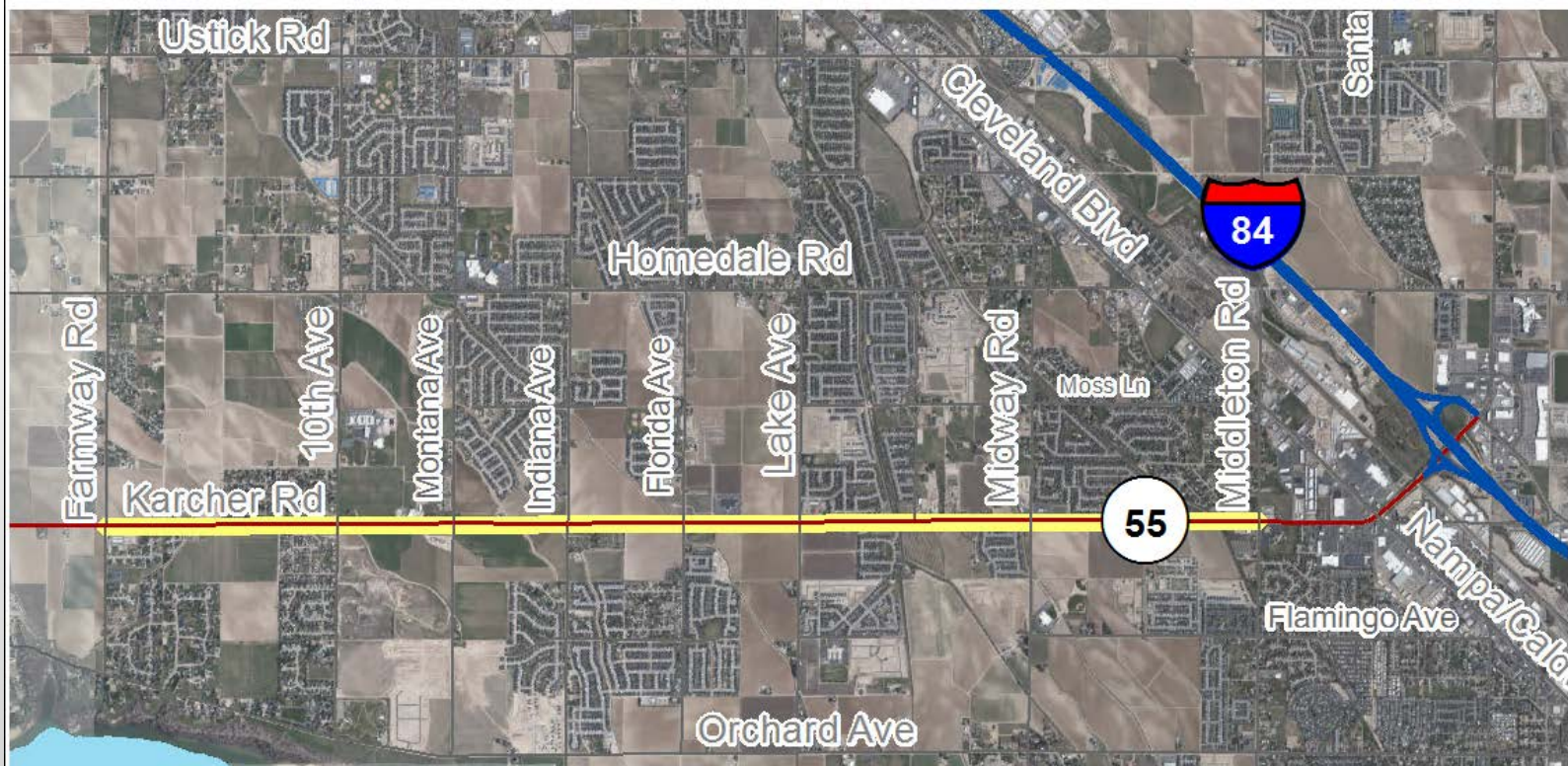
Introduction

Adjust five projects

See Page 64

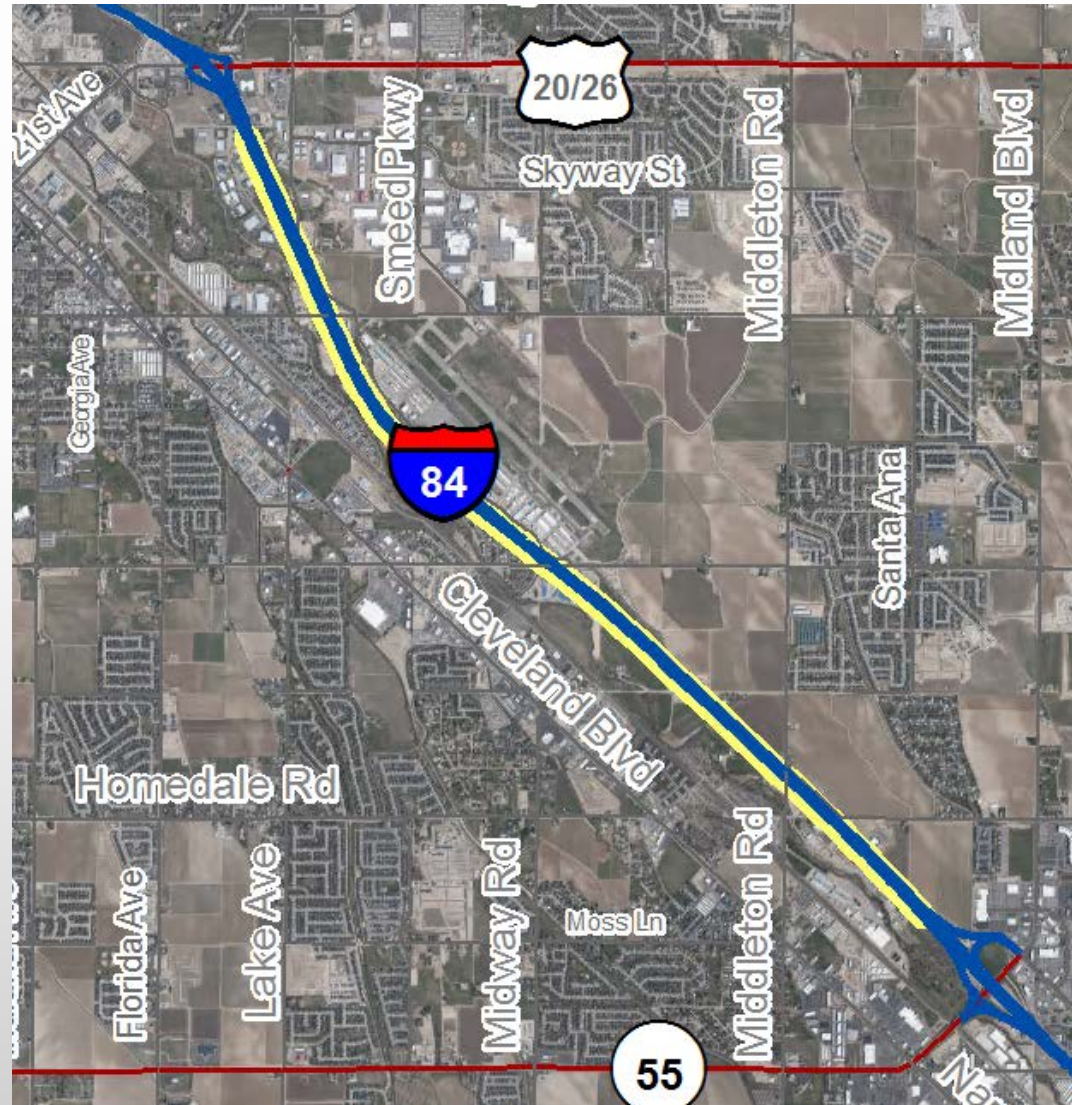
SH-55 (Karcher Road), Farmway Road to Middleton Road

- Increase \$19,020,000 (11%)
- Cover increased design and right-of-way and decrease construction oversight



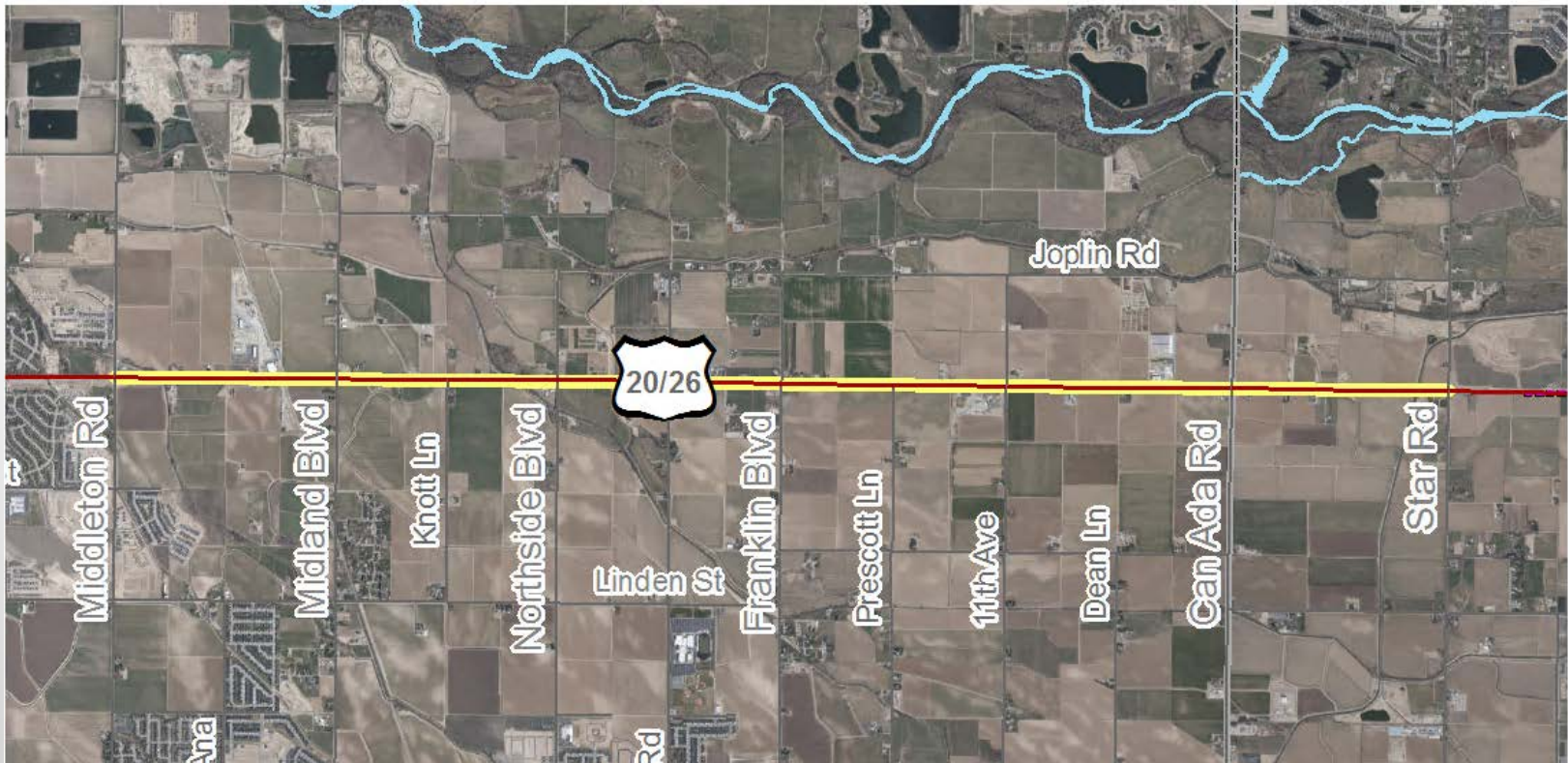
I-84, Franklin Interchange to Karcher Interchange, Widen Eastbound

- Increase \$2,788,418 (6%)
- To cover the cost of additional fencing and adjust the cost of construction



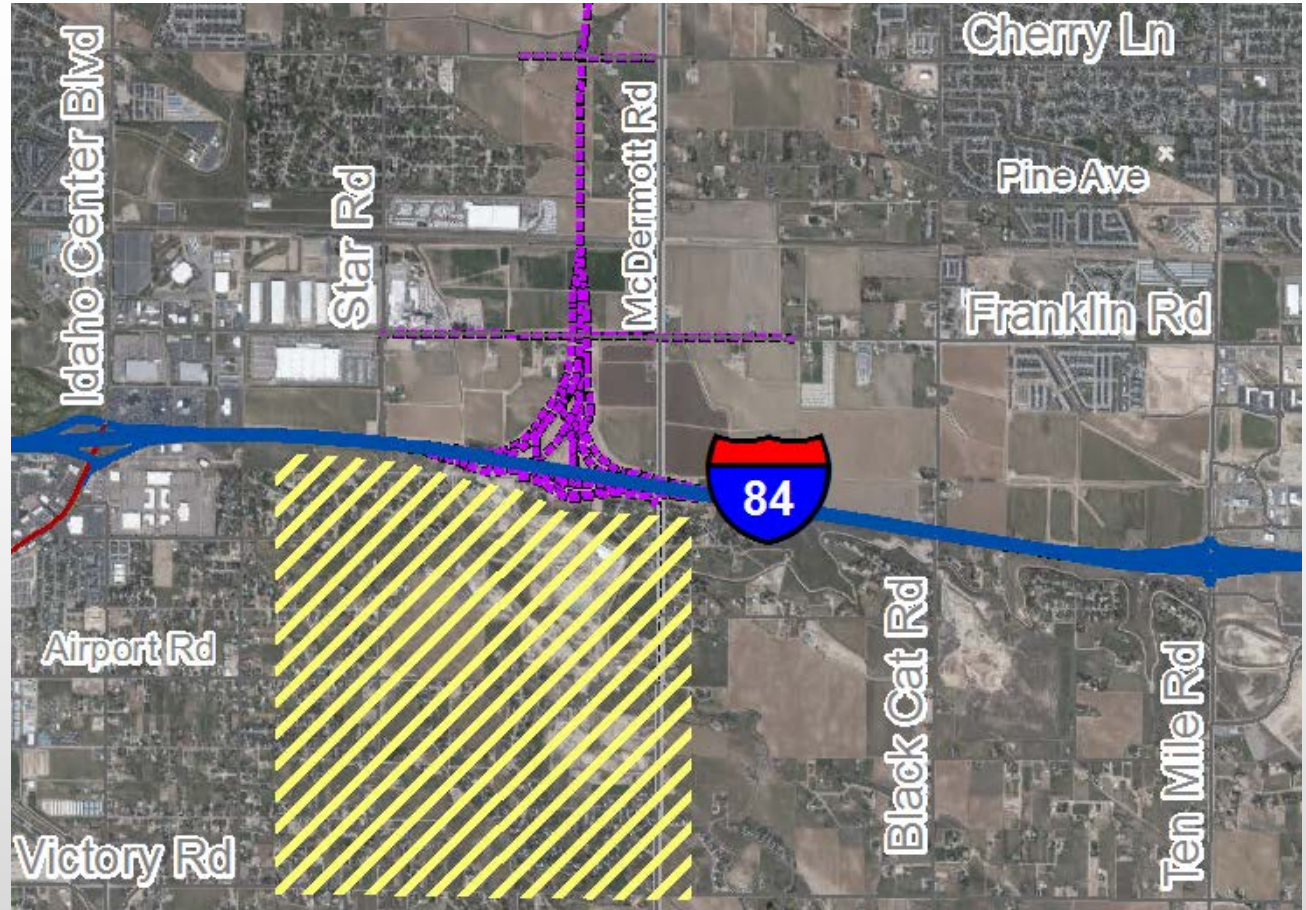
US 20/26, Middleton Road to Star Road

- Increase \$6,620,985 (8%)
- To cover right-of-way costs



Study, Interchange Modification Report, I-84 and SH-16

- Increase \$1,050,000 (262%)
 - Remove all federal funds (local only)
- To cover negotiated contract



SR2S, VRT, Ada County – FY2024

- Increase \$80,000 (38%)
- Cover shortfall due to lack of sponsorship funding



SAFE ROUTES TO SCHOOL

Questions?



Recommended Motion

COMPASS Board of
Directors adopts
Resolution 06-2024
modifying the
FY2023-2029 and
FY2024-2030 TIPs.




Item V-C

Topic: Regional Population Forecast Control Total


Objective: Accept the *Communities in Motion 2055* population control total.

Austin Miller, Principal Planner
Planning Team Lead


Long-range transportation plan



Future
multimodal
transportation
system



Forecasted
growth



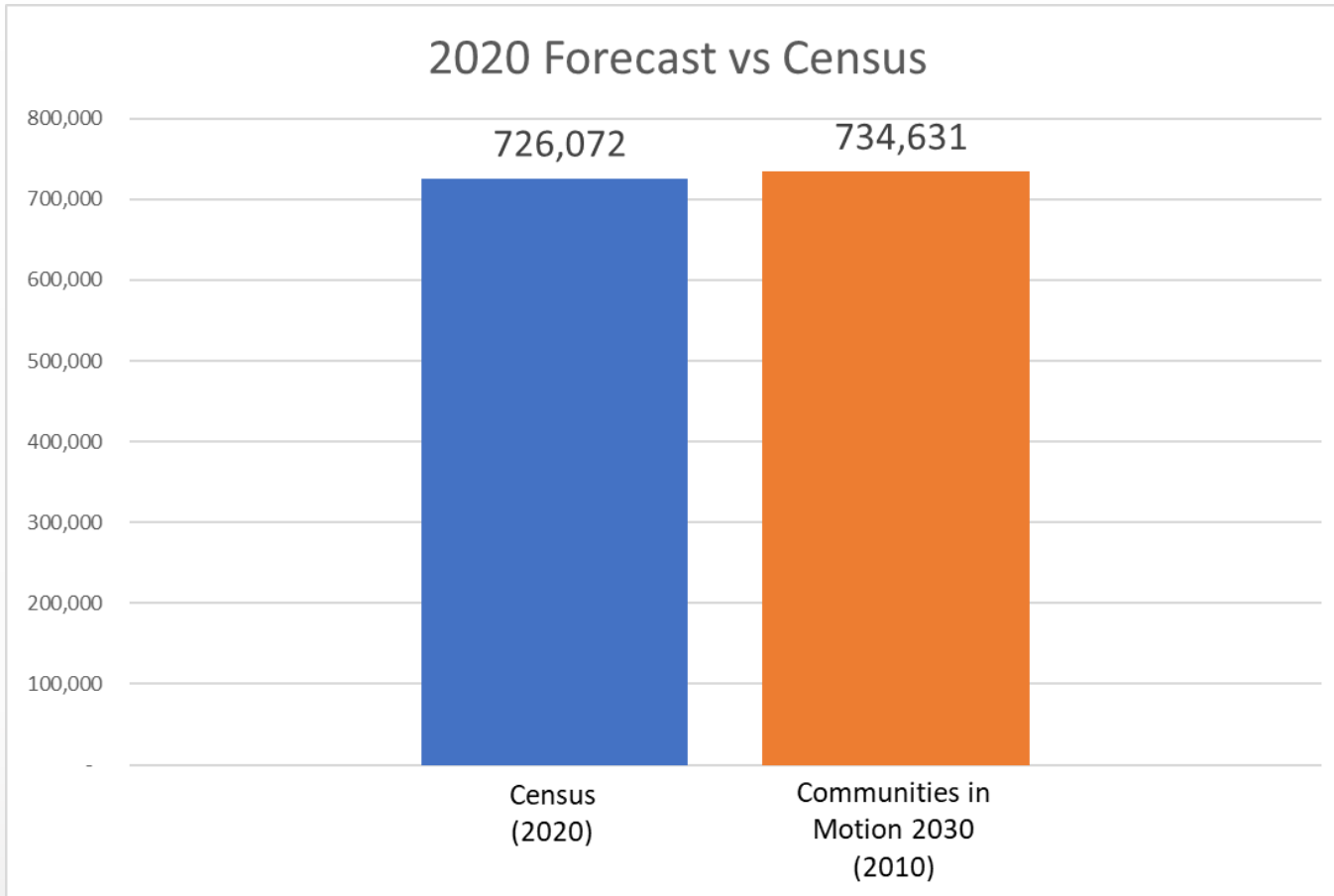
Fiscally
constrained



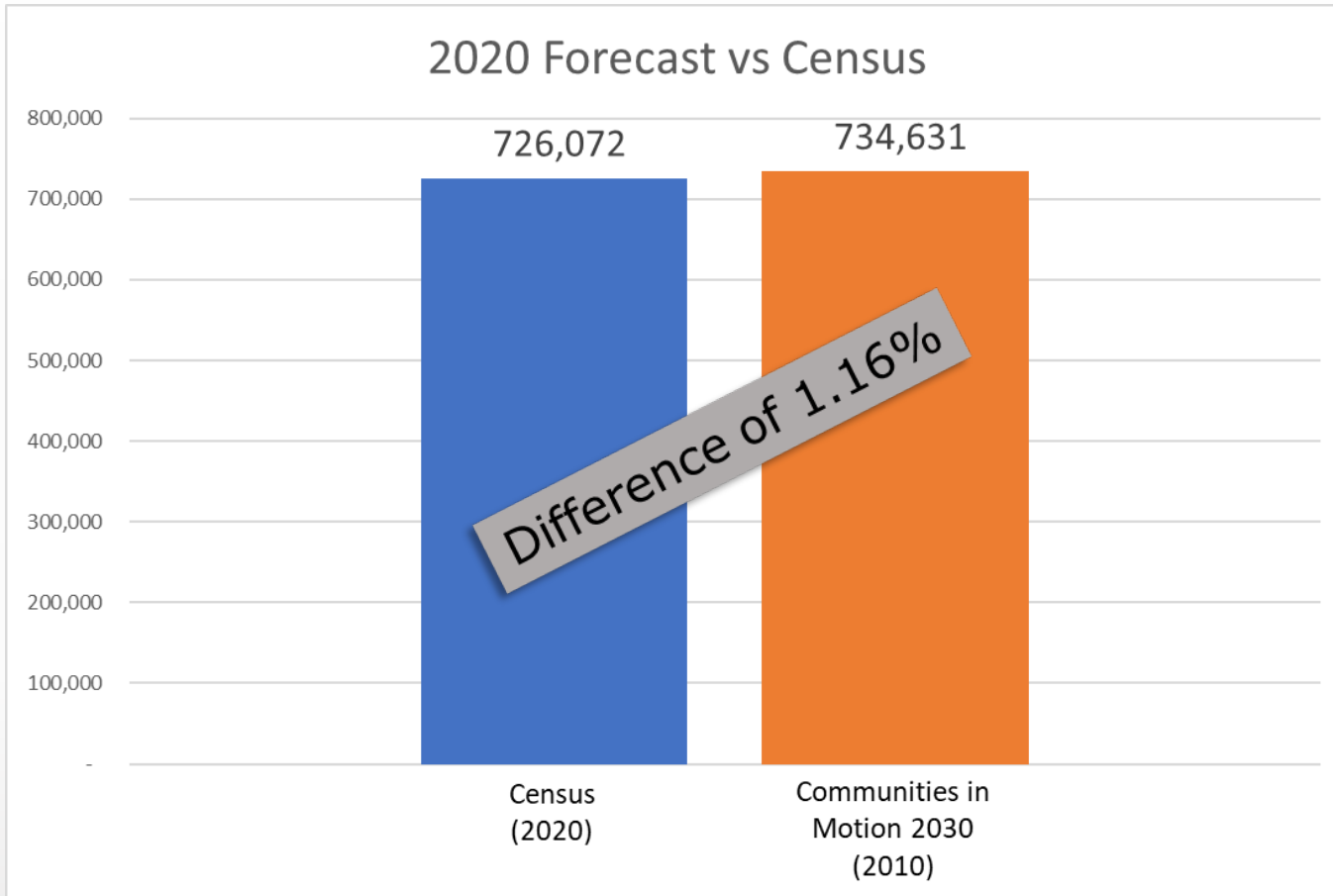
Public
involvement

Plans for 20+ years; updated every 5 years

Forecast Accuracy



Forecast Accuracy

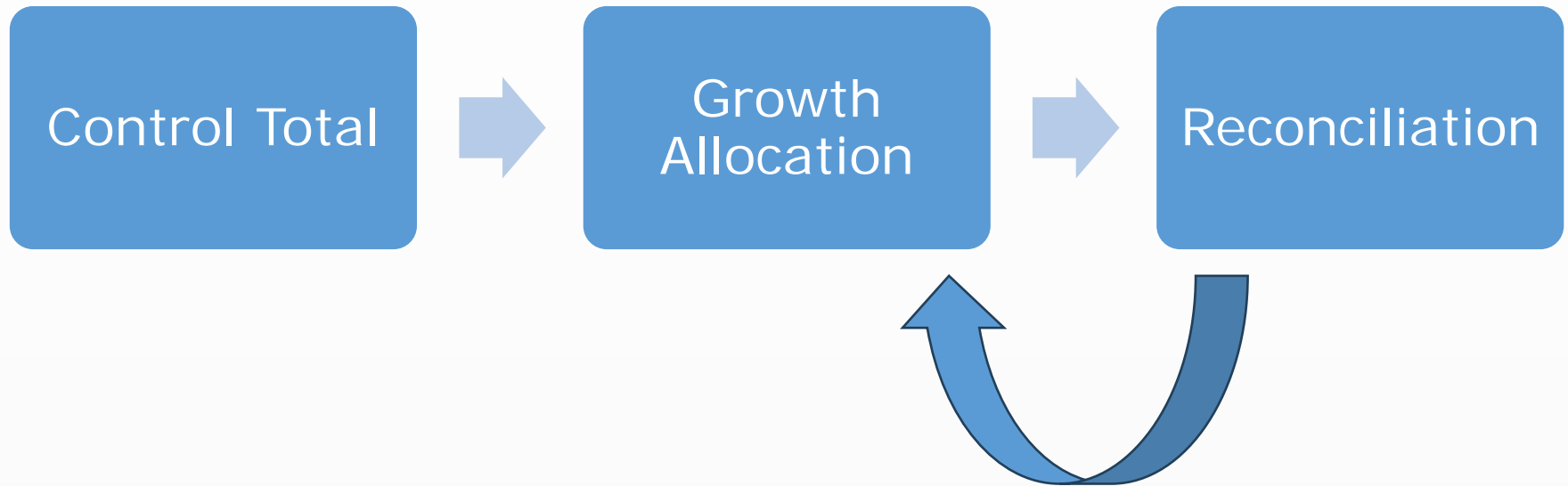


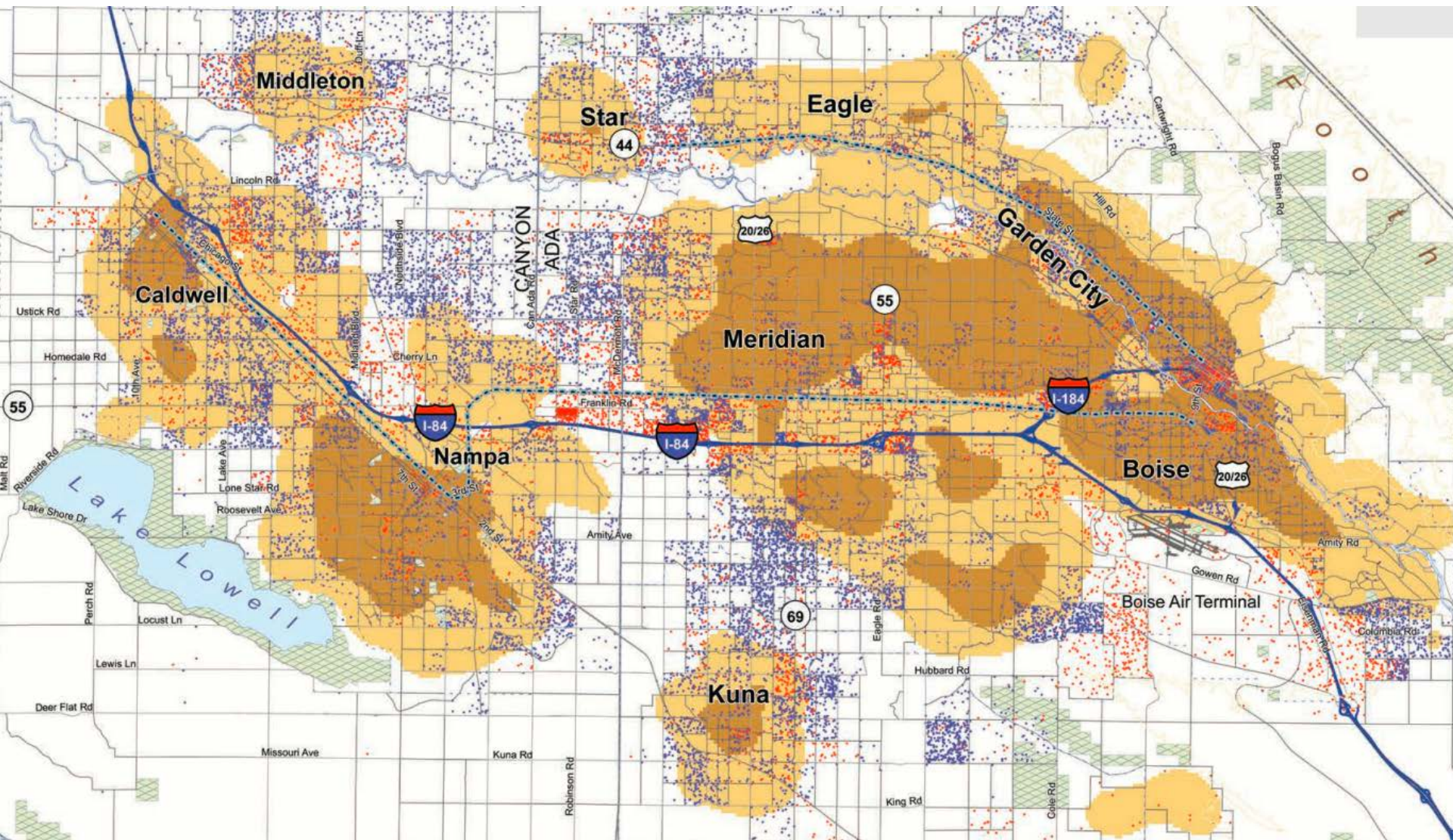
Forecast Accuracy

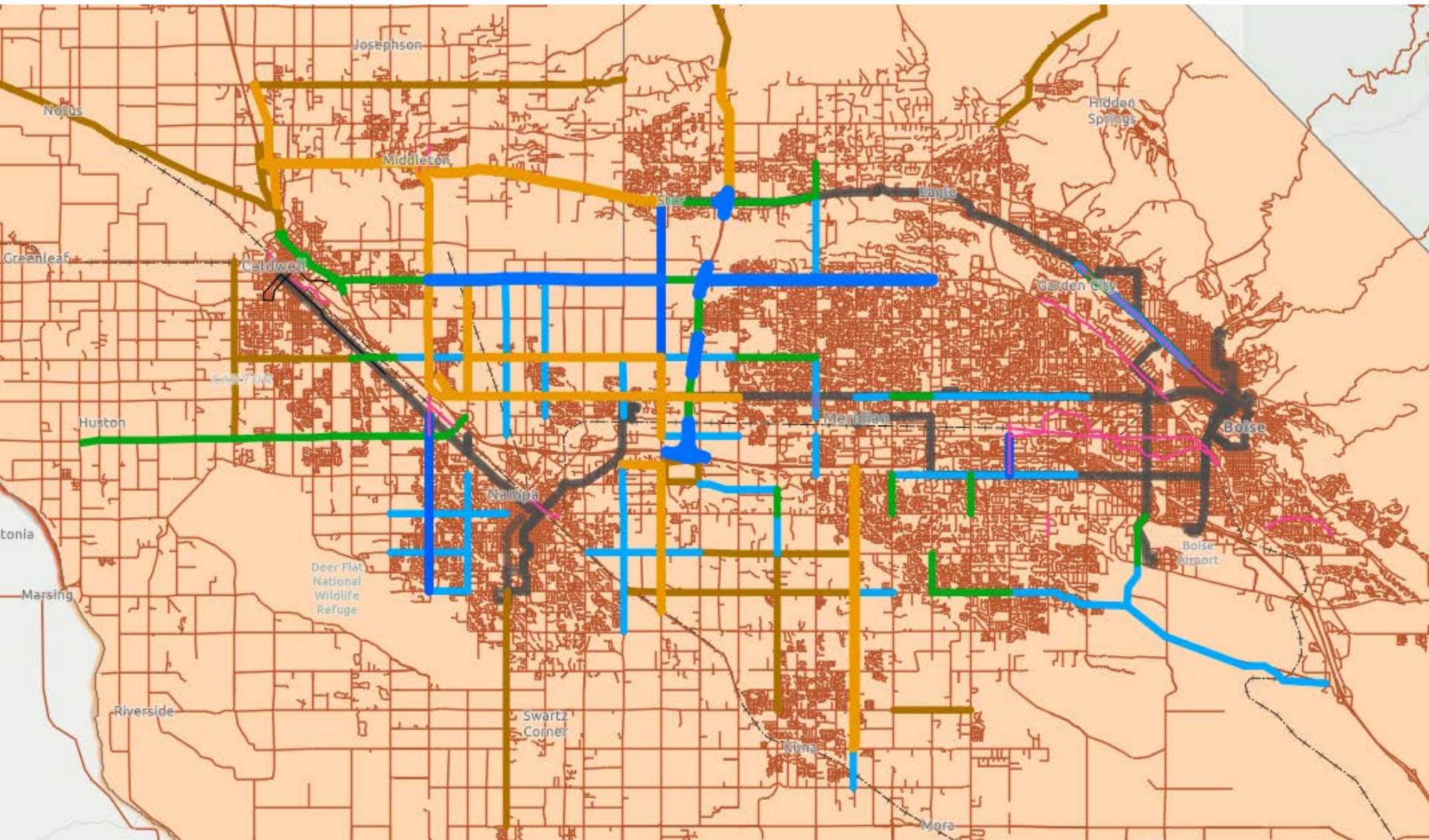
Forecast	COMPASS (Post-2000)
Near-term (less than 5 years)	5%
Medium-term (6-10 years)	6%
Long-term (11- 19 years)	6%
Very long-term (20+ years)	N/A

Assuming a 2020 Population of 730,000

Steps







Methodologies



Cohort Component



- Survey
- Trend up/down



Peer/Analogous MSA

Salt Lake City



Tucson



Tulsa



Omaha

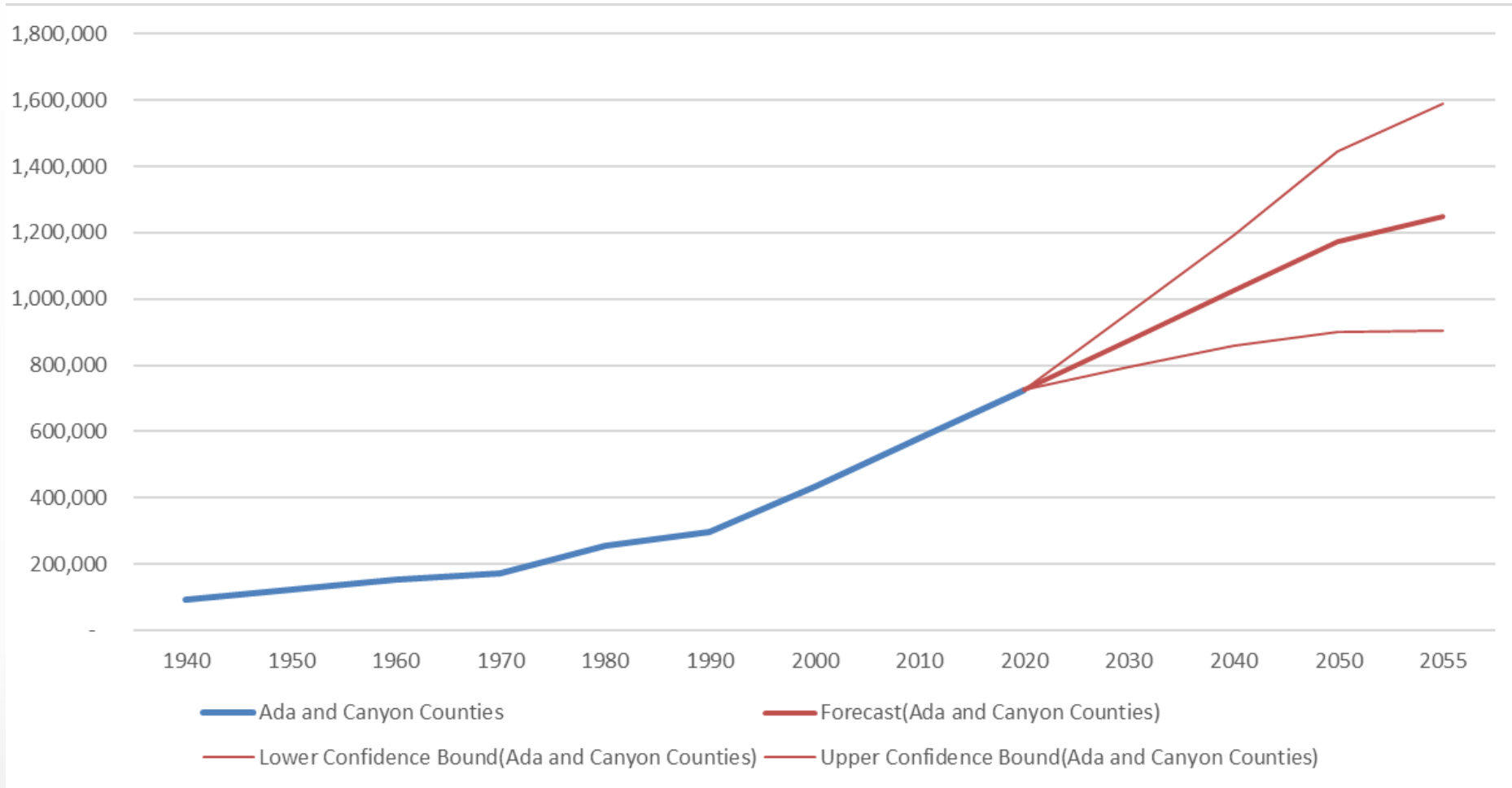


Top-Down

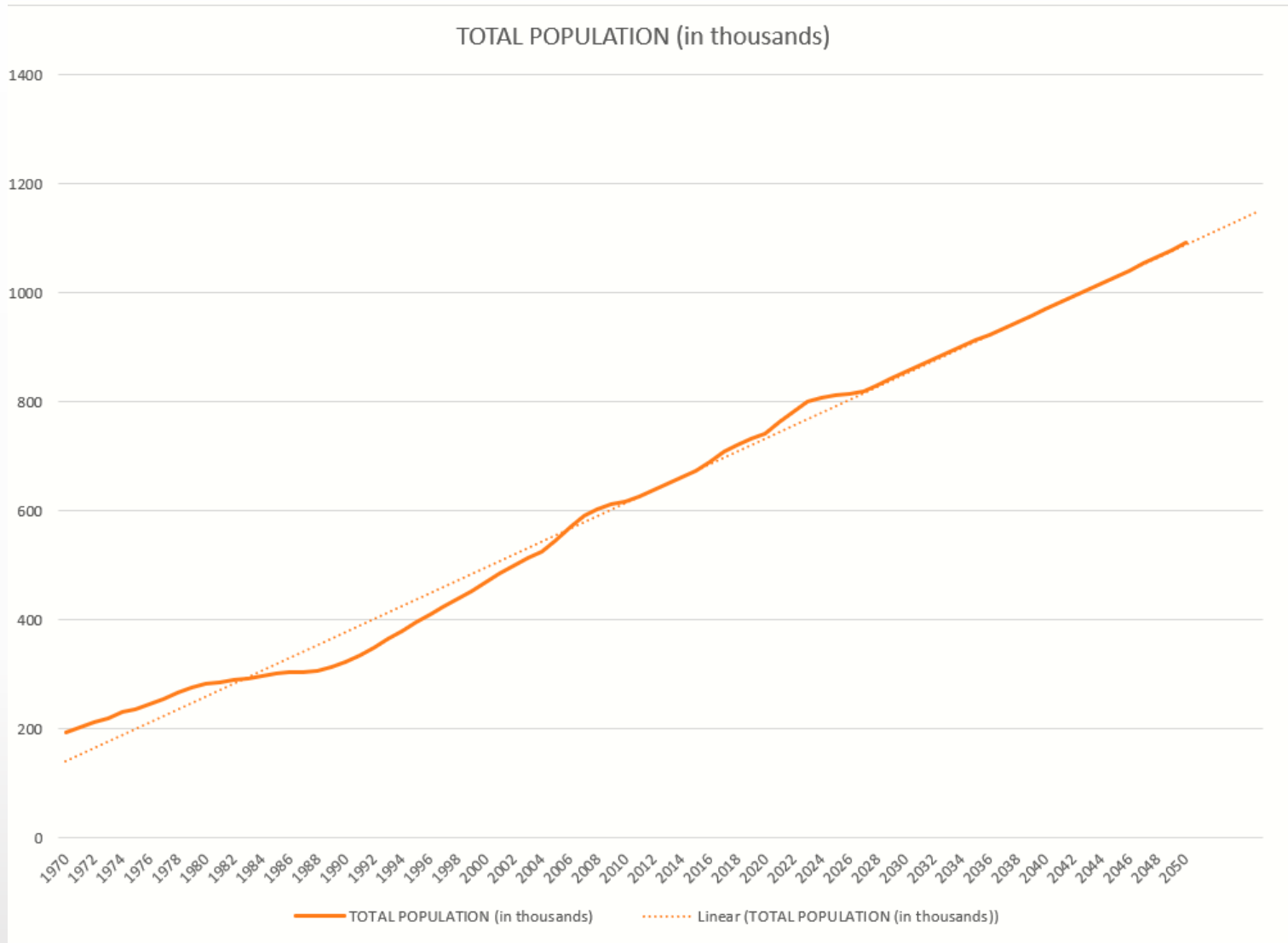
- Proportionate Share



Trend



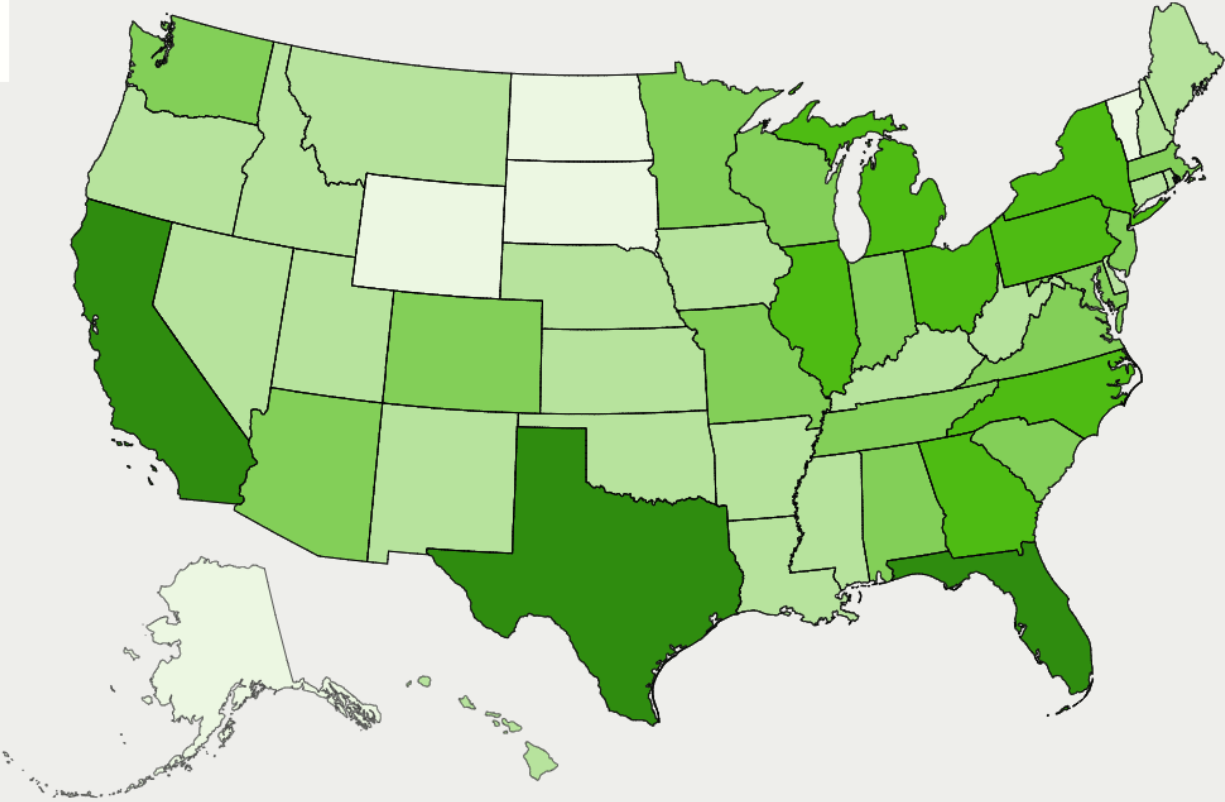
Econometric



Woods & Poole

Woods & Poole Economics, Inc.

TOTAL POPULATION
(2023 - projected)

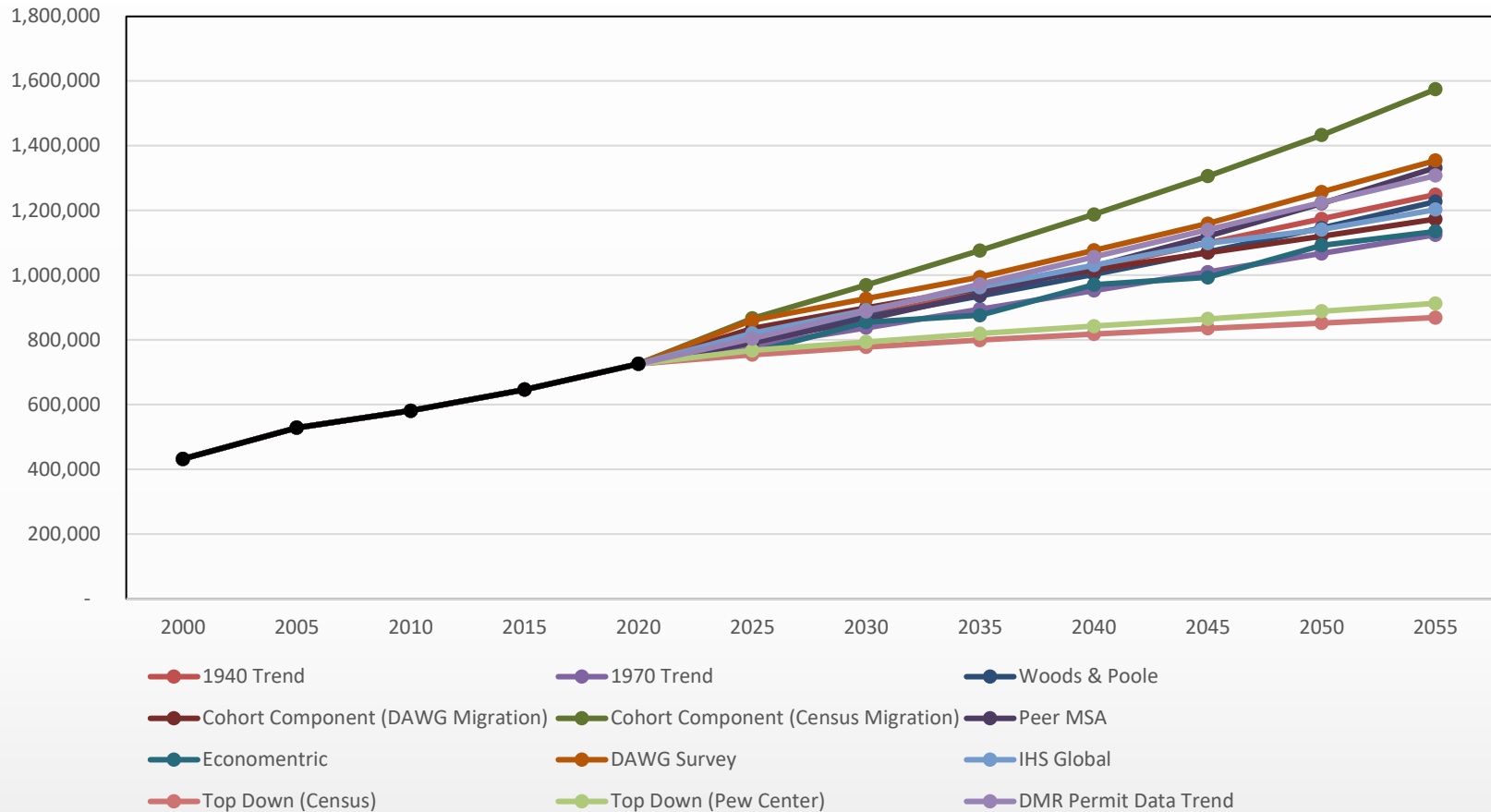




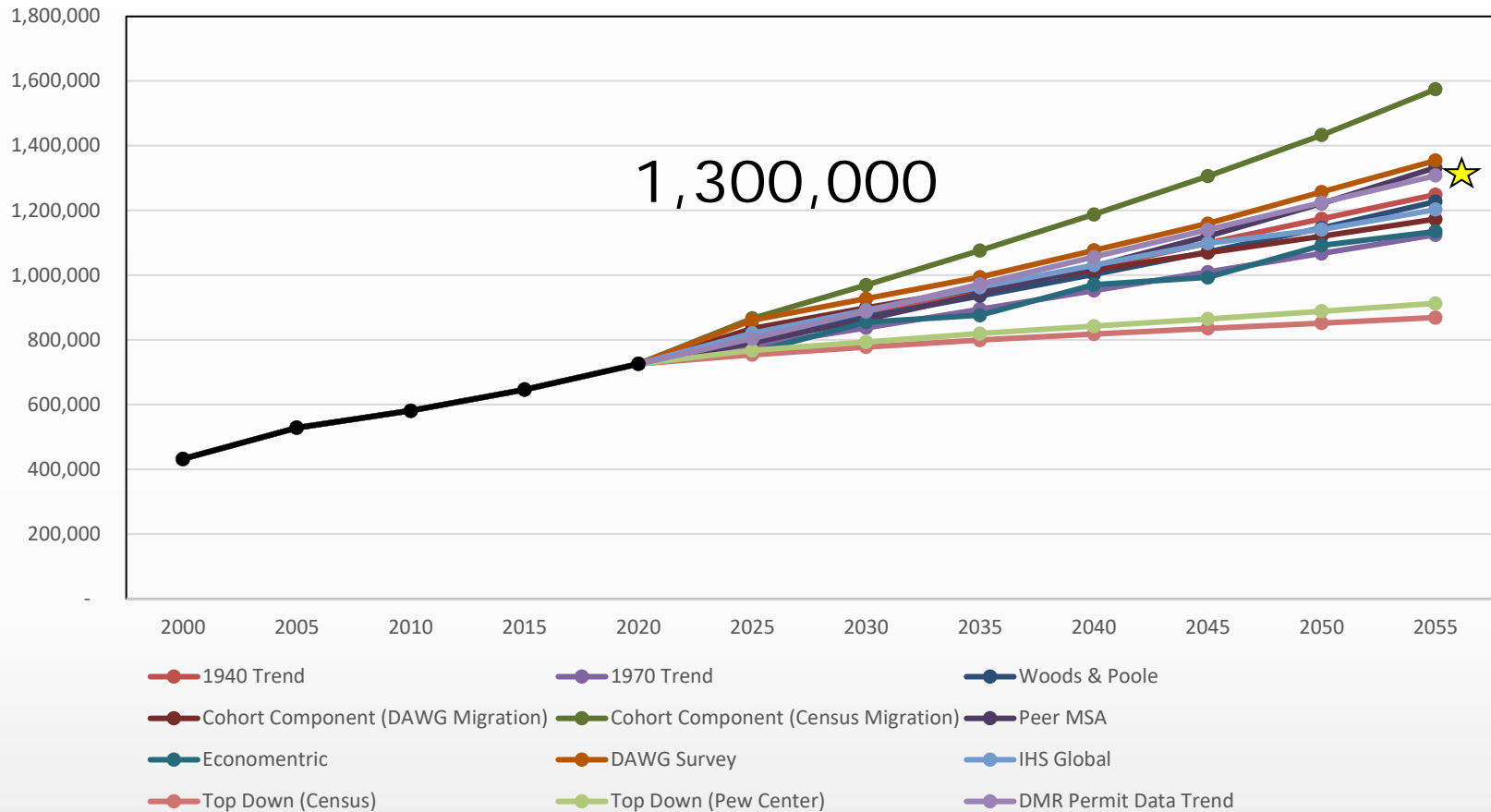
Staff Thoughts

- Many ways to be calculated.
- Merits to each.

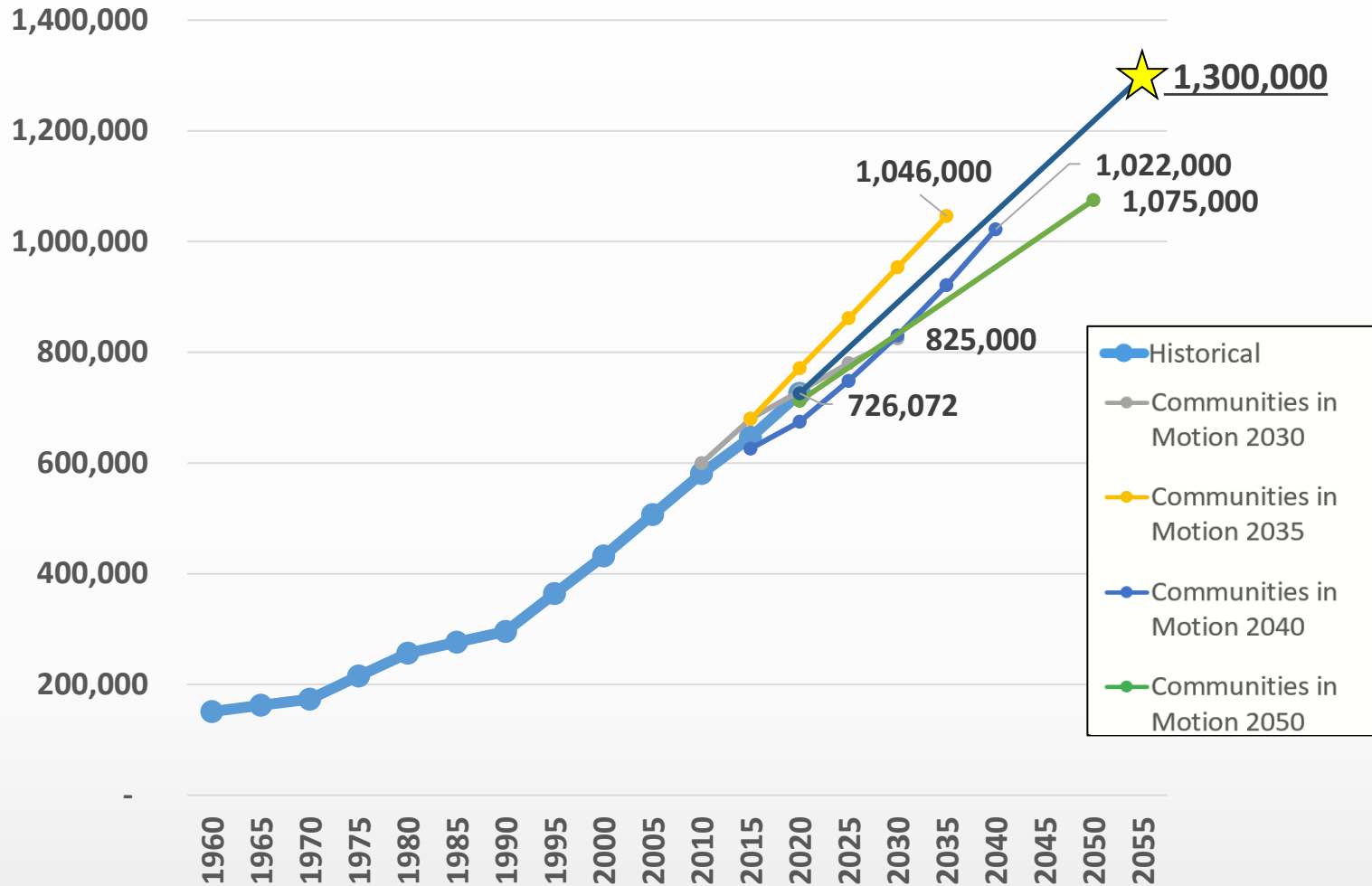
Method Comparison



Method Comparison



Historic Comparison



Questions?



Recommended Motion

- COMPASS Board of Directors accepts the proposed *Communities in Motion 2055* population forecast control total of 1,300,000.

Item V-D