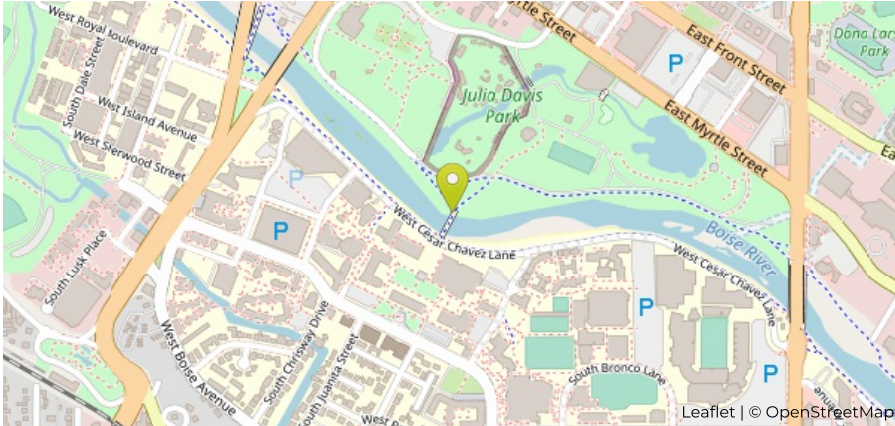


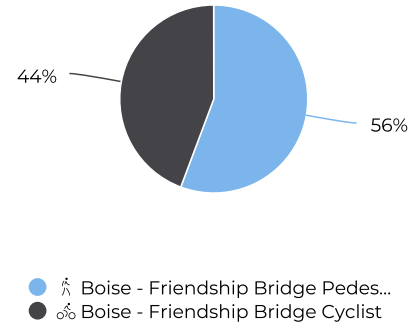
Boise - Friendship Bridge

January 1, 2020 → December 31, 2020

Location



Distribution by User Type



Daily Avg. - Week - Pedestrians

01/01/2020 → 12/31/2020

Daily Average



844

-37.0%

Compared to 01/02/2019 → 01/02/2020

Daily Avg. - Weekend - Pedestrians

01/01/2020 → 12/31/2020

Daily Average



905

-24.8%

Compared to 01/02/2019 → 01/02/2020

Daily Avg. - Week - Cyclists

01/01/2020 → 12/31/2020

Daily Average



654

-21.3%

Compared to 01/02/2019 → 01/02/2020

Daily Avg. - Weekend - Cyclists

01/01/2020 → 12/31/2020

Daily Average



-9.8%

760

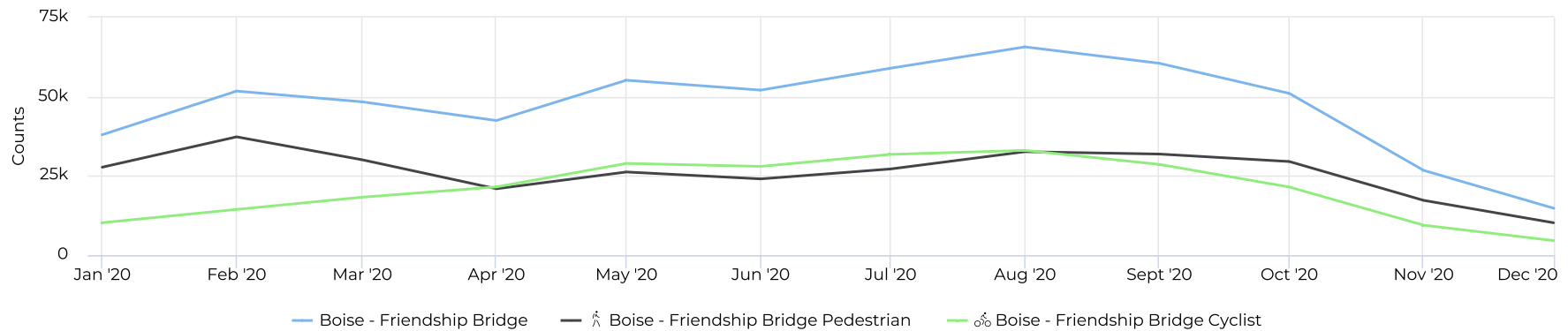
Compared to 01/02/2019 → 01/02/2020

Boise - Friendship Bridge

January 1, 2020 → December 31, 2020

Time Series

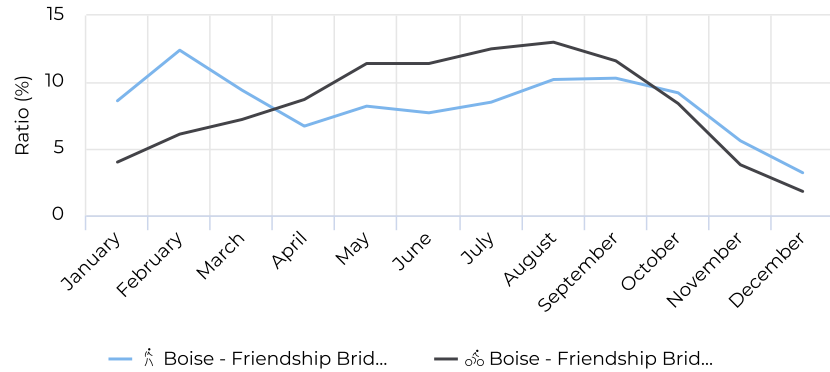
01/01/2020 → 12/31/2020



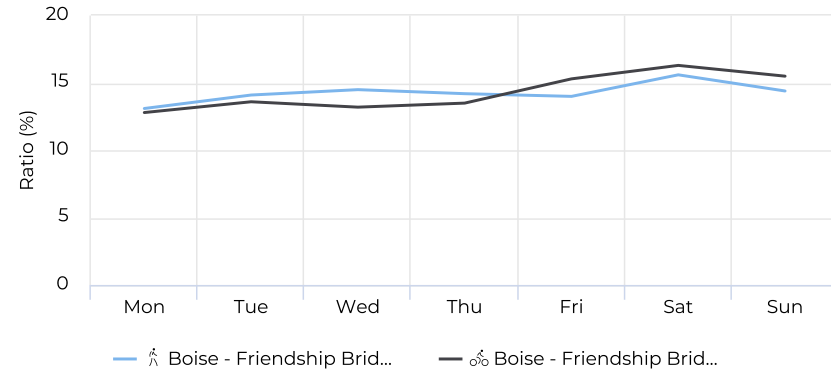
Boise - Friendship Bridge

January 1, 2020 → December 31, 2020

Monthly Profile

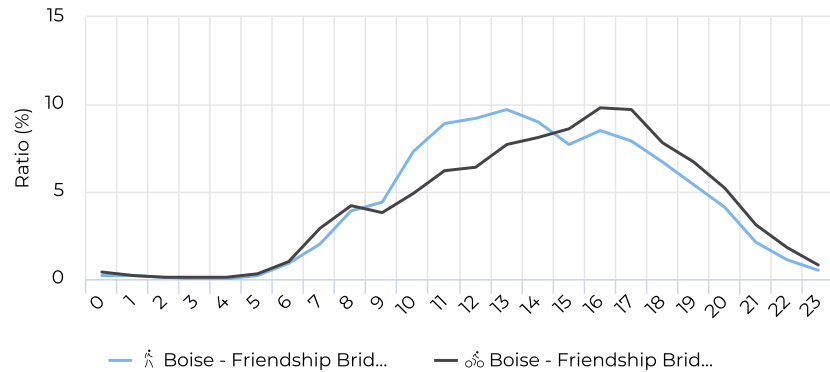


Daily Profile



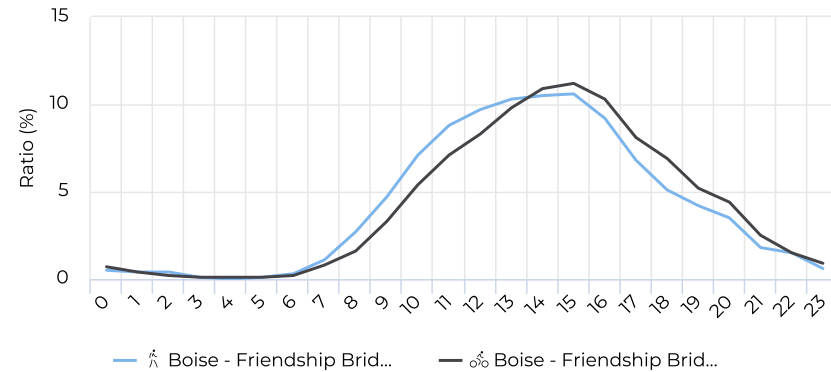
Hourly Profile - Weekdays

01/01/2020 → 12/31/2020



Hourly Profile - Weekend

01/01/2020 → 12/31/2020

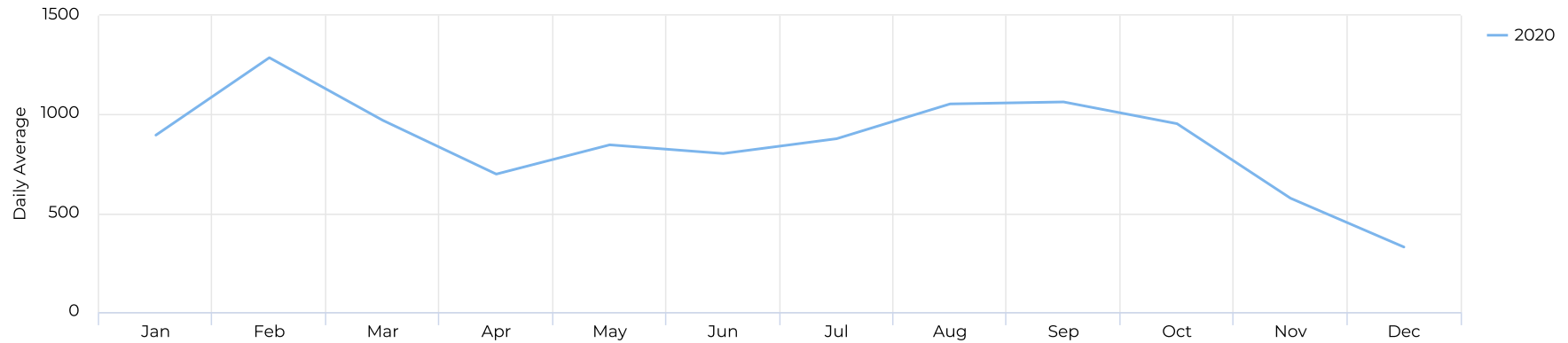


Boise - Friendship Bridge

January 1, 2020 → December 31, 2020

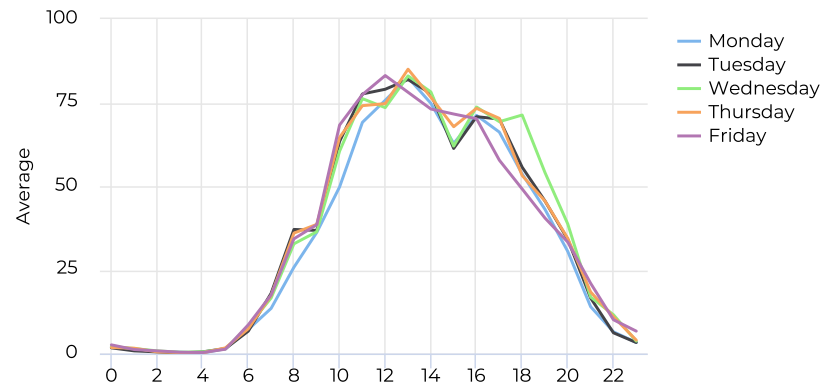
Annual Comparison - Pedestrians

01/01/2020 → 12/31/2020



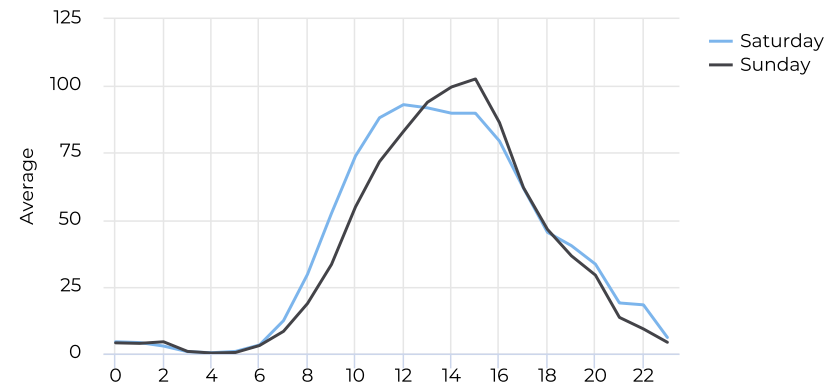
Hourly Profile - Pedestrians

01/01/2020 → 12/31/2020



Hourly Profile - Pedestrians

01/01/2020 → 12/31/2020

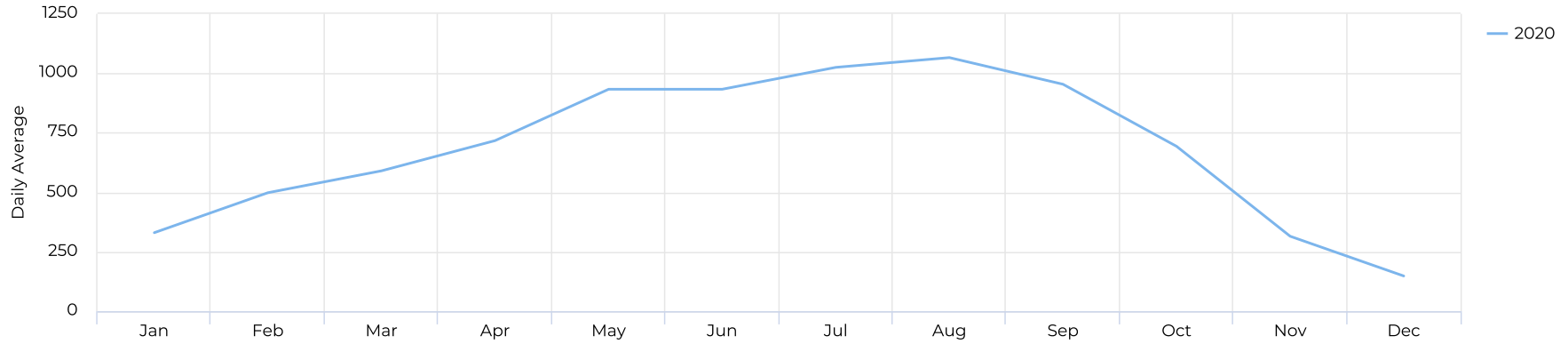


Boise - Friendship Bridge

January 1, 2020 → December 31, 2020

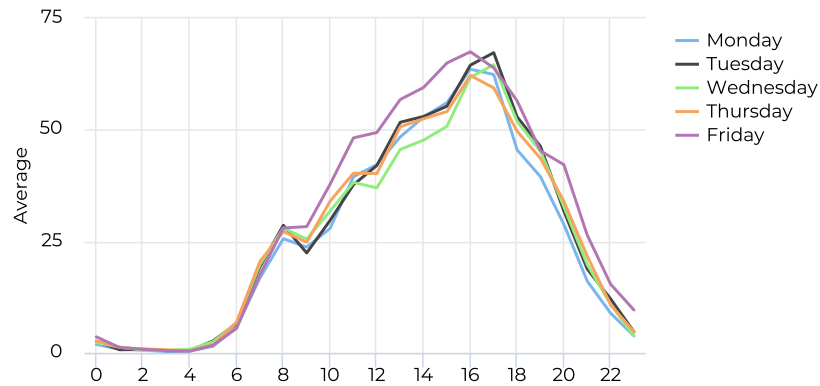
Annual Comparison - Cyclists

01/01/2020 → 12/31/2020



Hourly Profile - Cyclists

01/01/2020 → 12/31/2020



Hourly Profile - Cyclists

01/01/2020 → 12/31/2020

